

professional  
hardscape lighting  
solutions

**Integral**<sup>®</sup>  
LIGHTING



a different kind of company • [integral-lighting.com](http://integral-lighting.com) • 800.861.1364

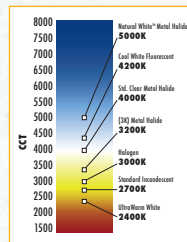


# Compare...

our Xenon and **State of the Art LED** fixtures at a glance.



Hybrid AC technology provides compatibility with existing landscape systems without the need for additional drivers or electronics.



- Simple design and installation... compact low-profile... nearly invisible
- Low Energy Consumption... up to 75% less than conventional lighting
- Long life... lasts up to 10x as long as Xenon Bulbs... 40,000 hour life expectancy
- No glass or elements to break... cool operation
- Perfect for all surfaces including wood decks
- Operates on 8.0v AC to 12.5v AC
- Fully dimmable LED package

Engineered for **magnetic and electronic transformers** without additional electronics

	<b>IL6 Original</b>	<b>IL6 LED</b>	<b>IL4 LED</b>	<b>IL300 LED</b>	<b>IL600 LED</b>
	Page 15	Page 5	Page 3	Page 9	Page 11
Light Source	Xenon Lamp	Light Emitting Diode	Light Emitting Diode	Light Emitting Diode	Light Emitting Diode
Color Appearance	2800K	3000K	3000K	2400K	2400K
2700K Filter Option	NO	YES	YES	NO	NO
4200K Filter Option	NO	YES	YES	NO	NO
Voltage	12v AC	11.5v AC	11.5v AC	11.5v AC	11.5v AC
Life Expectancy	10,000 Hours	40,000 Hours	40,000 Hours	40,000 Hours	40,000 Hours
Brightness in Lumens	120 Lumen	120 Lumen	60 Lumen	40 Lumen	80 Lumen
Brightness Common Factor	11.5 Watts	10.0 Watts	5.0 Watts	4.0 Watts	8.0 Watts
Dimmable	YES	YES	YES	YES	YES
Energy Used	11.5 Watts	2.0 Watts	1.0 Watt	.25 Watt	1.0 Watt



## Model/Finish

IL4.105.500 Solid Copper

IL4.125.500 Solid Brass

IL4.125a.500 Solid Antique Brass

IL4.150.500 Stainless Steel

IL4.200.500 Black

IL4.225.500 Bronze

IL4.250.500 Clay

IL4.275.500 Putty

IL4.300.500 Brick Red

IL4.325.500 White

IL4.350.500 Bone

IL4.375.500 Sand

IL4.400.500 Mud

IL4.425.500 Terracotta

IL4.450.500 Pebble

IL4.475.500 Stone

IL4.500.500 Slate

IL4.780.500 Light Concrete

IL4.790.500 Dark Concrete

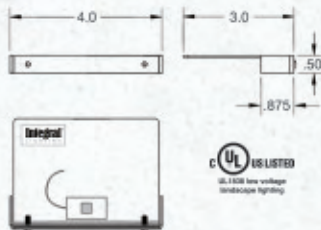
90 more custom colors to choose from at  
[integral-lighting.com](http://integral-lighting.com)

# IL4 LED

our most compact LED fixture, perfect for tight spaces.



Model IL4.400.500 Mud finish



## Standard Construction

Dimensions: 4.0" wide x .50" height

Choose from 19 finishes

Faceplates heavy duty and field replaceable

- Aluminum .090 thick alloy 5052T
- Solid Copper or Brass .090 thick
- Stainless Steel 18g alloy 304

6-32 slotted brass or stainless steel screws

Self leveling insert is Heavy 18 gauge  
304 Stainless Steel

Holes threaded to insert plate

UL1838 Listed Product

## Electrical Details

1.0 watt LED package

3000K white output

Filters available for 2700K or 4200K

Life expectancy 40,000 hours

Output similar to 5 watts

Low voltage/12 volt AC operation

Compatible with all low voltage lighting systems

72" long 18/2 leads for connection

Magnetic and electronic transformer compatible

## LED color output options



3000K our original white  
order as listed



2700K incandescent look and feel  
add suffix .200 following model number



4200K cool white  
add suffix .400 following model number

Our IL4 LED series is the best way to light your hardscape when you need to illuminate tight places. The heavy duty faceplate can be replaced in the field in minutes. The mechanically fastened, fully dimmable, 1.0 watt LEDs produce a 3000k light with a life expectancy of 40,000 hours.



SCAN FOR IL4 LED SPECIFICATIONS



## Model/Finish

IL6.105.500 Solid Copper

IL6.125.500 Solid Brass

IL6.125a.500 Solid Antique Brass

IL6.150.500 Stainless Steel

IL6.200.500 Black

IL6.225.500 Bronze

IL6.250.500 Clay

IL6.275.500 Putty

IL6.300.500 Brick Red

IL6.325.500 White

IL6.350.500 Bone

IL6.375.500 Sand

IL6.400.500 Mud

IL6.425.500 Terracotta

IL6.450.500 Pebble

IL6.475.500 Stone

IL6.500.500 Slate

IL6.780.500 Light Concrete

IL6.790.500 Dark Concrete

90 more custom colors to choose from at  
[integral-lighting.com](http://integral-lighting.com)

# IL6 LED

energy efficient and equipped with 40,000 hour life LED.



Model IL6.375.500 Sand finish



## Standard Construction

Dimensions: 6.0" wide x .50" height

Choose from 19 finishes

Faceplates heavy duty and field replaceable

- Aluminum .090 thick alloy 5052T
- Solid Copper or Brass .090 thick
- Stainless Steel 18g alloy 304

6-32 slotted brass or stainless steel screws

Self leveling insert is Heavy 18 gauge  
304 Stainless Steel

Holes threaded to insert plate

UL1838 Listed Product

## Electrical Details

2.0 watt LED package

3000K white output

Filters available for 2700K or 4200K

Life expectancy 40,000 hours

Output similar to 10 watts

Low voltage/12 volt AC operation

Compatible with all low voltage lighting systems

72" long 18/2 leads for connection

Magnetic and electronic transformer compatible



3000K our original white  
order as listed

## LED color output options



2700K incandescent look and feel  
add suffix .200 following model number



4200K cool white  
add suffix .400 following model number

Our IL6 LED is simple in both form and function. The heavy duty faceplate can be replaced in the field in minutes. The mechanically fastened, fully dimmable, 2.0 watt LEDs produce a 3000k light with a life expectancy of 40,000 hours.



scan for IL6 LED specifications



# Create...

brilliant hardscapes with our state of the art LED fixtures.



[integral-lighting.com](http://integral-lighting.com)



## Model/Finish

IL300.700.550 Carbon

IL300.710.550 Textured Bronze

IL300.720.550 Cinder

IL300.730.550 Platinum

IL300.740.550 Mineral

IL300.750.550 Terra

IL300.760.550 Dirt

IL300.770.550 Sandstone

IL300.780.550 Light Concrete

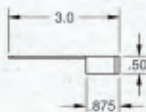

IL300.790.550 Dark Concrete

# IL300

the fixture designed to disappear until you need it.



Model IL300.750.550 Terra finish



## Standard Construction

Dimensions: 3.0" wide x .50" height

Choose from 10 finishes

Stainless Steel 20g alloy 304 unibody construction

Mono-color polyester powder coat

Integrated cleats for easy retrofits

Mechanically fastened LED package

UL Listed 1838 Low Voltage Lighting Systems

## Electrical Details

.25 watt LED package

2400K ultrawarm white output

Life expectancy 40,000 hours

Output similar to 4 watts

Fully dimmable LEDs

Low voltage/12 volt AC operation

Compatible with all low voltage lighting systems

72" long 18/2 leads for connection

Magnetic or electronic power supply compatible

## LED color output




2400K ultrawarm white  
order with suffix .550 as listed

Introducing the IL300, designed and built to disappear until you need it. Constructed of durable long life components and equipped with a single .25 watt LED package. Emitting 2400K ultrawarm light, it's a perfect complement to our IL600.



scan for IL300 LED  
specifications



## Model/Finish

IL600.700.550 Carbon

IL600.710.550 Textured Bronze

IL600.720.550 Cinder

IL600.730.550 Platinum

IL600.740.550 Mineral

IL600.750.550 Terra

IL600.760.550 Dirt

IL600.770.550 Sandstone

IL600.780.550 Light Concrete

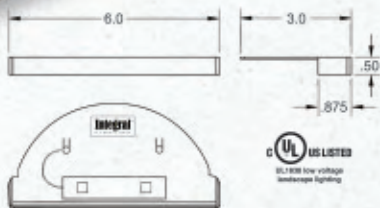
IL600.790.550 Dark Concrete

# IL600

ultrawarm glow of an incandescent fixture...the warmest LED guaranteed.



Model IL600.710.550 Textured Bronze finish



## Standard Construction

Dimensions: 6.0" wide x .50" height

Choose from 10 finishes

Stainless Steel 18g alloy 304 unibody construction

Mono-color polyester powder coat

Integrated cleats for easy retrofits

Mechanically fastened LED package

UL Listed 1838 Low Voltage Lighting Systems

## Electrical Details

1.0 watt LED package

2400K ultrawarm white output

Life expectancy 40,000 hours

Output similar to 8 watts

Fully dimmable LEDs

Low voltage/12 volt AC operation

Compatible with all low voltage lighting systems

72" long 18/2 leads for connection

Magnetic or electronic power supply compatible

## LED color output



2400K ultrawarm white  
order with suffix .550 as listed

The most versatile fixture on the market, our IL600 series is the fastest way to remodel any existing hardscape. The integrated cleats allow installation in minutes, and the mechanically fastened, fully dimmable, 1/2 watt LEDs produce an ultrawarm 2400k white light with a life expectancy of 40,000 hours.



scan for IL600 LED specifications



# Imagine...

hardscape lighting easily installed anywhere you choose.



[integral-lighting.com](http://integral-lighting.com)





## Model/Finish

IL6.105 Solid Copper

IL6.125 Solid Brass

IL6.125a Solid Antique Brass

IL6.150 Stainless Steel

IL6.200 Black

IL6.225 Bronze

IL6.250 Clay

IL6.275 Putty

IL6.300 Brick Red

IL6.325 White

IL6.350 Bone

IL6.375 Sand

IL6.400 Mud

IL6.425 Terracotta

IL6.450 Pebble

IL6.475 Stone

IL6.500 Slate

IL6.780 Light Concrete

IL6.790 Dark Concrete

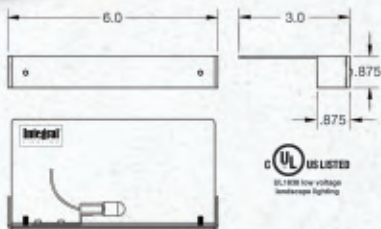
90 more custom colors to choose from at  
[integral-lighting.com](http://integral-lighting.com)

# IL6 Xenon

our original hardscape fixture with Long Life Xenon bulb.



Model IL6.250 Clay finish



## Standard Construction

Dimensions: 6.0" wide x .875" height

Choose from 19 finishes

Faceplates heavy duty and field replaceable

- Aluminum .090 thick alloy 5052T
- Solid Copper or Brass .090 thick
- Stainless Steel 18g alloy 304

6-32 slotted brass or stainless steel screws

Self leveling insert is Heavy 18 gauge  
304 Stainless Steel

Holes threaded to insert plate

UL1838 Listed Product

## Electrical Details

Nylon socket with brass contacts

Long Life 11.5 watt Xenon lamp included

72" long 18/12 leads for connection

Lower wattage lamp may be used

Transformer required

Low voltage/120 volt AC operation

Compatible with existing 12v systems

For use with hardscapes only

Xenon color output




Long Life Xenon Bulb

Our IL6 Xenon series helps you bring your hardscape to life. The heavy duty faceplate can be replaced in the field in a matter of minutes.



scan for IL6 Xenon specifications



## Model/Finish

Xenon models: delete ".500" from item no.

IL18.105.500 Solid Copper

IL18.125.500 Solid Brass

IL18.125a.500 Solid Antique Brass

IL18.150.500 Stainless Steel

IL18.200.500 Black

IL18.225.500 Bronze

IL18.250.500 Clay

IL18.275.500 Putty

IL18.300.500 Brick Red

IL18.325.500 White

IL18.350.500 Bone

IL18.375.500 Sand

IL18.400.500 Mud

IL18.425.500 Terracotta

IL18.450.500 Pebble

IL18.475.500 Stone

IL18.500.500 Slate

IL18.780.500 Light Concrete

IL18.790.500 Dark Concrete

90 more custom colors to choose from at  
[integral-lighting.com](http://integral-lighting.com)

# IL18

the choice for columns... order with 40,000 hour LEDs or Long Life Xenon bulbs.



Model IL18.250 Clay finish

Model IL18.375.500 Sand finish

### Standard Construction

Dimensions: 18.0" wide x .875" height  
(LED version: .5" height)

Choose from 19 finishes

Faceplates heavy duty and field replaceable

- Aluminum .090 thick alloy 5052T
- Solid Copper or Brass .090 thick
- Stainless Steel 18g alloy 304

6-32 slotted brass or stainless steel screws

Self leveling insert is Heavy 18 gauge

304 Stainless Steel

Holes threaded to insert plate

UL1838 Listed Product

### Electrical Details

#### LED

Dual 2.0 watt LED packages

3000K white output

Filters available for 2700K or 4200K LED output

Life expectancy 40,000 hours

Output similar to 20 watts

Low voltage/12 volt AC operation

Compatible with all AC low voltage systems

72" long 18/2 leads for connection

Transformer required

#### Xenon Specific

Nylon socket with brass contacts

Long Life 11.5 watt Xenon lamps included

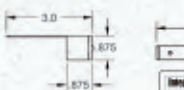

(lower wattage lamps may be used)



scan for IL18 LED specifications



scan for IL18 Xenon specifications



4200K cool white  
add suffix: 400 following model number



2700K incandescent look and feel  
add suffix: 200 following model number



3000K our original white  
order as listed



UL LISTED

UL LISTED

UL LISTED

UL LISTED

UL LISTED

UL LISTED

UL LISTED

UL LISTED

UL LISTED

UL LISTED

UL LISTED

UL LISTED

UL LISTED

UL LISTED

UL LISTED

UL LISTED

UL LISTED

UL LISTED

UL LISTED

UL LISTED

UL LISTED

UL LISTED

UL LISTED


UL LISTED

# Illuminate...

light your way with our trend-setting fixtures.



[integral-lighting.com](http://integral-lighting.com)



## Model/Finish

Xenon models: delete ".500" from item no.

PL24.105.500 Solid Copper

PL24.125.500 Solid Brass

PL24.125a.500 Solid Antique Brass

PL24.150.500 Stainless Steel

PL24.200.500 Black

PL24.225.500 Bronze

PL24.250.500 Clay

PL24.275.500 Putty

PL24.300.500 Brick Red

PL24.325.500 White

PL24.350.500 Bone

PL24.375.500 Sand

PL24.400.500 Mud

PL24.425.500 Terracotta

PL24.450.500 Pebble

PL24.475.500 Stone

PL24.500.500 Slate

PL24.780.500 Light Concrete

PL24.790.500 Dark Concrete

90 more custom colors to choose from at  
[integral-lighting.com](http://integral-lighting.com)

# PL24

## with long-life LED or conventional Xenon bulb... our perfect paver accent light.



Model PL24.225 Bronze finish



### Standard Construction

Dimensions: 24.0" height x 6.0" width

Choose from 19 finishes

Stainless Steel reflector and spade stake

Tubing heavy duty

- Aluminum .090 thick alloy 6061
- Solid Copper or Brass
- Stainless Steel 18g alloy 304

UL1838 Listed Product



PL24 Xenon (underside view)

### Electrical Details

#### LED

3.0 watt LED package

3000K white output

Filters available for 2700K or 4200K

Life expectancy 40,000 hours

Output similar to 15 watts

Low voltage/12 volt AC operation

Compatible with all low voltage lighting systems

72" long 18/2 leads for connection

Magnetic and electronic transformer compatible

#### Xenon Specific

Nylon wedge base socket with brass contacts

Long Life 18 watt Xenon lamps included

#### LED color output options



3000K our original white  
order as listed



2700K incandescent look and feel  
add suffix .200 following model number



4200K cool white  
add suffix .400 following model number



scan for PL24 Xenon specifications



# DLseries

lighting designed to coordinate with your hardscape installation.

Our DL series is perfect for installations in traditional or modern railings, steps and decks. Designed to be compact and concealed to minimize the impact on your design without sacrificing the lighting effects.

## DL3 & DL4 Electrical Details

- 1.0 watt LED package
- 3000K white output
- Filters available for 2700K or 4200K
- Life expectancy 40,000 hours
- Output similar to 5 watts
- Fully dimmable LEDs
- Low voltage/12 volt AC operation
- Compatible with all low voltage lighting systems
- 72" long 18/2 leads for connection
- Magnetic and electronic transformer compatible



UL 1835 low voltage hardscape lighting

### LED color output options



- 3000K our original white order as listed
- 2700K incandescent look and feel. Add suffix .200 following model number
- 4200K cool white Add suffix .400 following model number



### Model DL3.100.500

designed to be used in between balusters without a shroud

15/16" width fits baluster spacings 2" thru 4"  
 Fixture held in place during rail assembly without fasteners  
 Able to be completely recessed for concealment in many modern deck systems



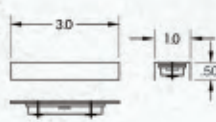
scan for DL3.100.500 specifications



### Model DL3.xxx.500

designed to be used with or without color-coordinated shroud

3" width x 1/2" height x 7/8" depth  
 Use with color coordinated shroud when unable to mount in rail cavity  
 All parts are 316 Stainless Steel for durability  
 Available in 18 finishes



scan for DL3.xxx.500 specifications



### Model DL4.xxx.500

perfect for illuminating steps and risers

4" width x 1/2" height x 7/8" depth  
 Faceplates heavy duty and field replaceable  
 6-32 slotted stainless steel screws  
 Insert is 316 24g Stainless Steel  
 Available in 18 finishes

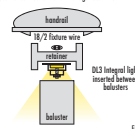


scan for DL4.xxx.500 specifications



#### Modern Railing Mount

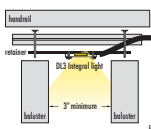
Conceal fixture and wire through handrail recess to nearest post for connection to low voltage feed wire



END VIEW

#### Modern Railing Mount

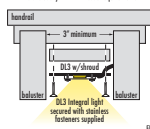
72" fixture wire is fed to nearest post for connection to low voltage transformer



FRONT VIEW

#### Conventional Railing Mount

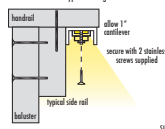
Integral DL3 requires only 3" baluster spacing inside, easily meets 4" code requirements



FRONT VIEW

#### Conventional Railing Mount

DL3 fixture with shroud installed into typical railing



SIDE VIEW



## LED upgrade Kit... for your Integral Lighting incandescent fixtures



Upgrade your incandescent hardscape lights for energy efficiency. Our IL6 LED upgrade kit installs easily into your existing Integral hardscape fixtures with Stainless Steel fasteners for a professional installation.

- 5 or 10 watt equivalent output
- Energy efficient hybrid 12v AC technology
- Compatible with your original installation
- All hardware included, installs in minutes

### IL200.205

5 watt output equivalent

### IL200.210

10 watt output equivalent

## LED filters... customize the color output of your original IL LED fixtures



**Original Pure White  
3000K**

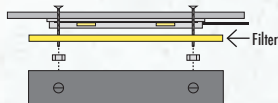


**LED Filter .200  
2700K incandescent white equivalent**



**LED Filter .400  
4200K cool white equivalent**

Ordering sample: IL6.225.500.400  
(6" length/bronze finish/LED/4200K)



\* addition of filter option may slightly reduce light output

## the Integrator... our solution for **easy installation** in mortared walls



**IL200.650 6" insert plate  
IL200.651 18" insert plate  
IL200.652 4" insert plate**

Preinstall our insert and eliminate the headache in four easy steps. 1. Mount insert plate 2. Mortar cap stones 3. Insert fixture 4. Make electrical connections

- Stainless steel insert supplied with fasteners
- Flexible conduit attached for easy connection behind wall
- Maintains alignment and level fixture for final installation
- Designed for 1/2" mortar bed
- Compatible with both Original and LED Integral fixtures
- Fixture inserts easily after mortared cap is installed

**Perfect with brick, bluestone, stucco, cap stones, travertine, precast concrete**

## Accessories... for a **professional installation** each and every time

### Professional Series Transformers

Stainless Steel 150w and 300w timer or photocell ready multi-tap 12/13/14/15 volt tap

**IL200.561** (150w)

**IL200.563** (300w)

**IL200.565** (timer plug-in)

**IL200.566** (photocell plug-in)



### Low Voltage Power Supply

- Interval timer and photocell
- Resin housing
- 60w and 150w magnetic


**IL200.500** (60w)

**IL200.552** (150w)

### LED Transformer

- Interval timer and photocell
- Resin housing
- 60w electronic
- Powers 1-15 LED fixtures adjusting automatically to deliver 11.5 volts automatically

**IL200.515** (60w)



# Install...

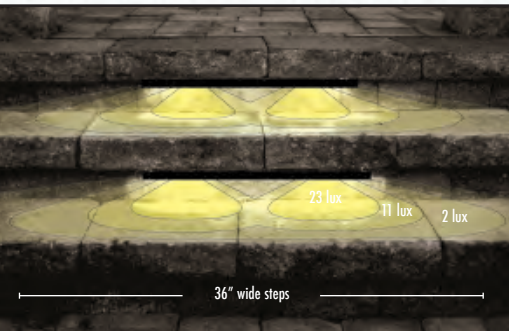
our complete **Installation Guide** is available upon request.



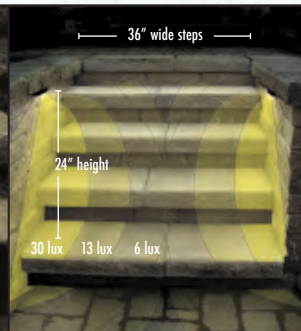
Our fixtures are designed to install easily into new construction or existing hardscapes.

# Illuminate...


what you can expect **when the sun goes down.**



IL18.xxx  
installed under stone tread



IL6.xxx  
installed under stone cap



PL24.xxx paver accent light



IL6.xxx installed under stone cap

**notes about our lighting specifications** Illumination measurement of light generated...  
Conversion: approx. 1 footcandle = .0929 lux. Information supplied is based on using a 10 watt Xenon Lamp powered at 12.0 volts.  
Light output is similar when using our energy efficient LED. Your illumination may vary based on color of hardscape material due to reflectance factors. Measurements are approximate.



scan for our field guide

## A different kind of company...

Whether you're transforming your backyard into an outdoor living area or installing ambiance into existing hardscapes, nothing compares to Integral Lighting. Our fixtures are a combination of clean design, easy installation and non-corrosive components, ensuring your lights last the lifetime of your hardscape.

Recognizing that every installation is unique, we offer more fixture options than any other company...

- 12 individual models with many options
- Over 100 durable finishes to match any hardscape
- 4 LED color outputs

Our company values shine in every fixture we build and every service we provide. As an intentionally small Pennsylvania company, we have remained committed as an American manufacturer for over 25 years. This strategy allows us to pass along benefits that multinational companies cannot offer.

- Same day shipping
- Live toll free technical help
- Design and installation assistance
- Mobile text support
- Online replacement parts
- Lifetime Limited Warranty

We realize you have a choice in hardscape lighting and we are thrilled Integral Lighting remains your #1 choice.

Your satisfaction is guaranteed.

Thank you to the distributors, contractors and designers who have contributed their creative works to make this brochure possible.

**Integral**<sup>®</sup>  
LIGHTING

# Our guarantee to you...



## guaranteed lifetime service

We make it simple for you to obtain no hassle service and extend our LED warranty to 15 years.

Registration is validated in minutes online or by calling 800.861.1364

# Over 100 Finishes...

29 in stock for **same day shipping**

90 more custom colors at [integral-lighting.com](http://integral-lighting.com)


Our finishing process... We utilize a state of the art, eight step pretreatment process to ensure that you end up with only the finest product. Most pretreatment processes do not remove enough particulates to ensure maximum adhesion. Our pretreatment processes and final rinse of filtered freshwater ensures removal of earlier washes and particulates. Our powder coating process is PCI 3000 certified.

Having a difficult time deciding on the perfect finish for your project? For FREE color samples call 800.861.1364 or visit [integral-lighting.com](http://integral-lighting.com).

# How may we help?

FAQs, Replacement Parts, Product Info.  
whenever, wherever you need it...

[integral-lighting.com](http://integral-lighting.com)



90 more custom colors to choose from at [integral-lighting.com](http://integral-lighting.com)



# Integral<sup>®</sup>

LIGHTING

51 North Elm Street Wernersville, PA 19565

Phone: 800.861.1364

Fax: 800.388.2898

[integral-lighting.com](http://integral-lighting.com)

a Hartman Design Brand

- Expertise
- Quality
- Reliability
- Service
- Manufactured in the U.S.A.

Represented by



download your copy  
of the Integral Lighting  
2016 Hardscape Brochure

Integral Lighting is a registered trademark of Hartman Design Inc.

US Patents 7,524,077 8,066,398 B2 D564,128 D576,763 Other Patents Pending

We reserve the right to incorporate changes and innovations which do not affect the performance of our products

copyright 2016 Hartman Design Inc.

