

OBERFIELDS

SALES - CORPORATE OFFICE

Masonry, Landscape & Precast

528 London Road
P.O. Box 362
Delaware, Ohio 43015-0362
614-252-0955
740-369-7644
800-845-7644
Fax 740-363-7644

SALES & MANUFACTURING

Masonry, Landscape & Precast

4033 Alum Creek Drive
Obetz, Ohio 43207
614-252-0955
Fax 614-252-5858


Masonry, Landscape & Precast

10075 Sheehan Road
Centerville, OH 45458
937-885-3711
Fax 937-885-4355

oberfields.com



PAVERS / RETAINING WALLS / ACCESSORIES





INSPIRATION

What Outdoor Living Should Be® 2-3

PAVERS

Monroe® 6-7
 Washington® 8-9
 Washington Circle® 10-11
 Vintage Washington® 12-13
 Tranquility® 14-15
 Grand Milestone™ 16-17
 Grand Lifestyle® 18-19
 Destination® 20-21
 Elements™ 22-23
 Bullnose 24-25
 Rosetta® Grand Flagstone 26-27
 Rosetta® Dimensional Flagstone 28-29
 Natural Stone 30-31
 Natural Stone Accessories..... 32-33
 Travertine 34-35
 Travertine Accessories 36-37
 Porcelain..... 38-39
 Rosetta® Superior Steppers 40-41

ECO PAVERS

Renewable™ and H2O Pro® 44-45
 Harmony® 46-47
 Aqua-BRIC® Type 4 "L" 48-49

RETAINING WALLS

Rosetta® Belvedere..... 52-53
 Rosetta® Dimensional 54-55
 Rosetta® Kodah..... 56-57
 Rosetta® Dimensional Coping 58-59
 Rosetta® Outcropping 60-61
 Olentangy Bluff Tread™ 62-63
 Rosetta® Steps..... 64-65
 Edington Wall Stone® 66-67
 Non-Weathered Versa-Lok® 68-69
 Non-Weathered Versa-Lok® Mosaic® 70-71
 Weathered Versa-Lok® Mosaic® 72-73
 Versa-Lok® Square Foot 74-75

GENERAL INFORMATION

Kits 76-77
 Rosetta® Pre-Planned Patio Kits..... 78-79
 FireRock® Fireplaces / Stratford Stone® 80-81
 Column Caps 82
 Fireplaces & Fire Pits 83
 Sealers, Cleaners & Adhesives 84-85
 Kichler Lighting..... 86-87
 Berlin Gardens® Structures & Furniture..... 88-89
 Paver Patterns 90-91
 Special Order Colors..... 92-93
 Packaging Reference Guide..... 94-99
 Warranty 101




Travertine Classic Ivory

What Outdoor Living Should Be[®]

Let us be your one-stop
source for outdoor living.

- PAVERS
- WALLS
- LIGHTING
- FURNITURE
- STRUCTURES





41

Lasting memories
happen here.

DesignPAVE®

- MONROE®
- WASHINGTON®
- WASHINGTON CIRCLE®
- VINTAGE WASHINGTON®
- TRANQUILITY®
- GRAND MILESTONE™
- GRAND LIFESTYLE®
- DESTINATION®
- ELEMENTS™
- BULLNOSE
- ROSETTA® GRAND FLAGSTONE
- ROSETTA® DIMENSIONAL FLAGSTONE
- NATURAL STONE
- NATURAL STONE ACCESSORIES
- TRAVERTINE
- TRAVERTINE ACCESSORIES
- PORCELAIN
- ROSETTA® SUPERIOR STEPPERS



MONROE®


The straight lines created by our Monroe® pavers are ideal for the homeowner that prefers the look of traditional brick. Utilization of various colors and a variety of patterns, provides the freedom to choose a design ranging from simple to complex.

PRODUCT SPECS



a) **Monroe®** - 4" x 8"
All stocked Monroe® pavers are 2³/₈" thick

COLORS



Canyon Creek Blend



Earth Blend



Flagstone Blend

BANDING AND ACCENTS



Brown




Charcoal

Due to variations in printing, color selections should always be chosen from actual product samples. Textured pavers require a buffer between the plate compactor and paver surface to prevent scuffing.



WASHINGTON®

Classic cobblestone patterns with squares and rectangles, create the European charm that make our Washington® pavers among the most popular landscape enhancements.



PRODUCT SPECS



- a) **Washington® 10** - 4 1/8" x 5 1/2"
- b) **Washington® 14** - 5 1/2" x 5 1/2"
- c) **Washington® 21** - 5 1/2" x 8 1/4"

All stocked Washington® pavers are 2 3/8" thick

COLORS



Canyon Creek Blend



Earth Blend



Flagstone Blend



Granite Blend

BANDING AND ACCENTS



Charcoal (10s, 14s, 21s)



Desert Sand (10s & 21s only)

Due to variations in printing, color selections should always be chosen from actual product samples. Textured pavers require a buffer between the plate compactor and paver surface to prevent scuffing.



WASHINGTON[®] CIRCLE

Incorporate a cobblestone circle to help define a space or add visual interest. The Washington[®] Circle system compliments our Washington[®] pavers for unlimited creativity.



PRODUCT SPECS



a



b

a) **Washington[®] Circle System** -
Circle center, small circle paver, large circle paver,
Washington 10's

b) **Washington[®] 10** - 4¹/₈" x 5¹/₂"

All Washington[®] Circle pavers are 2³/₈" thick

COLORS



Canyon Creek Blend



Earth Blend



Flagstone Blend




Granite Blend




VINTAGE WASHINGTON®

Like your favorite broken in jeans, our Vintage Washington pavers capture a time-worn appearance. This collection of tumbled pavers are a spin-off of our most popular paver, our Washington's, reflecting a more muted color palette with tumbled corners to create a more rustic, weathered look.



PRODUCT SPECS



- a) **Vintage Washington® 10** - 4 1/8" x 5 1/2"
- b) **Vintage Washington® 14** - 5 1/2" x 5 1/2"
- c) **Vintage Washington® 21** - 5 1/2" x 8 1/4"

All stocked Vintage Washington® pavers are 2 3/8" thick

- d) **Vintage Washington® Circle** - Circle center, small circle paver, large circle paver, Washington 10's
- e) **Vintage Washington® 10** - 4 1/8" x 5 1/2"

COLORS



Vintage Canyon Creek Blend



Vintage Earth Blend



Vintage Flagstone Blend

BANDING AND ACCENTS



Vintage Charcoal
(10's and 21's only)




Vintage Desert Sand Blend
(10's and 21's only)

Due to variations in printing, color selections should always be chosen from actual product samples. Textured pavers require a buffer between the plate compactor and paver surface to prevent scuffing.

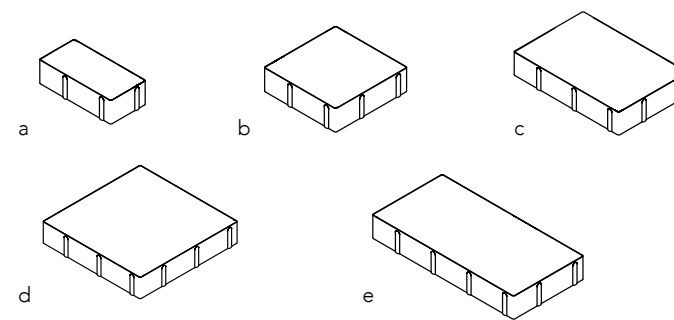


TRANQUILITY®

Tranquility pavers evoke crisp, clean lines that are reminiscent of cut Mosaic tile. Their subtly textured face-mix appearance and non-slip surface lends a contemporary feel.



PRODUCT SPECS



- a) **Tranquility A** - 9¹/₄" x 4⁵/₈"
- b) **Tranquility B** - 9¹/₄" x 9¹/₄"
- c) **Tranquility C** - 14" x 9⁵/₄"
- d) **Tranquility D** - 14" x 14"
- e) **Tranquility E** - 18¹/₄" x 9³/₄"

All Tranquility® pavers are 2³/₄" thick


All Tranquility® pavers sold by layer or cube, not by piece.

Packaged Together

COLORS



Calm




Haven



Oasis



Serenity




Timeless

Due to variations in printing, color selections should always be chosen from actual product samples. Textured pavers require a buffer between the plate compactor and paver surface to prevent scuffing.

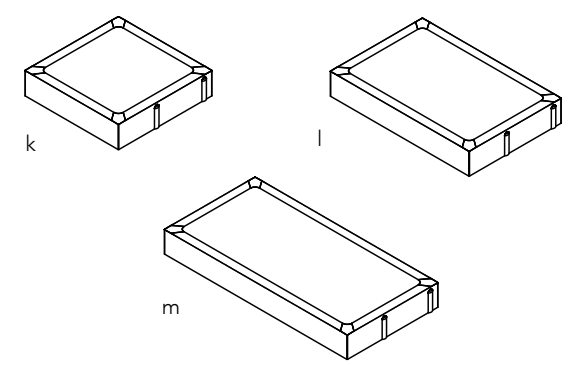


GRAND MILESTONE™

Long linear pavers almost appear as planks with our Grand Milestone™ collection. This face-mix paver offers stunning color blends and high durability.



PRODUCT SPECS



- k) **Grand Milestone™ K** - 11⁵/₈" x 11⁵/₈"
 - l) **Grand Milestone™ L** - 11⁵/₈" x 17¹/₂"
 - m) **Grand Milestone™ M** - 11⁵/₈" x 23¹/₂"
- All Grand Milestone™ pavers are 2³/₄" thick
 All Grand Milestone™ pavers sold by layer or cube, not by piece.

Packaged Together

COLORS



Calm Haven Oasis



Serenity Timeless

Due to variations in printing, color selections should always be chosen from actual product samples. Textured pavers require a buffer between the plate compactor and paver surface to prevent scuffing.

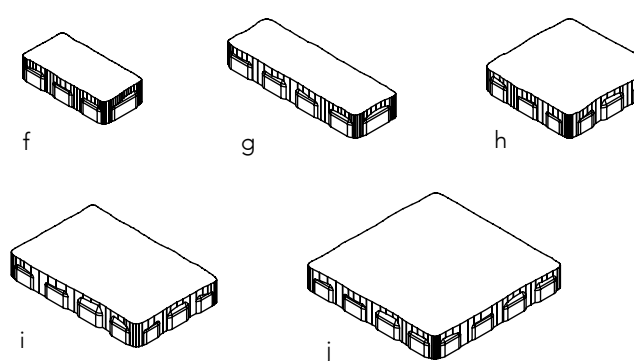


GRAND LIFESTYLE®

This larger scaled paver is a five-piece system with random sizes and tumbled edges.



PRODUCT SPECS



- f) **Grand Lifestyle® F** - 5¹⁵/₁₆" x 11¹⁵/₁₆"
- g) **Grand Lifestyle® G** - 5¹⁵/₁₆" x 17¹⁵/₁₆"
- h) **Grand Lifestyle® H** - 11¹⁵/₁₆" x 11¹⁵/₁₆"
- i) **Grand Lifestyle® I** - 11¹⁵/₁₆" x 17¹⁵/₁₆"
- j) **Grand Lifestyle® J** - 17¹⁵/₁₆" x 17¹⁵/₁₆"

All Grand Lifestyle® pavers are 2³/₄" thick

All Grand Lifestyle® pavers sold by layer or cube, not by piece.

Packaged Together

COLORS



Haven



Oasis



Serenity




Timeless

Due to variations in printing, color selections should always be chosen from actual product samples. Textured pavers require a buffer between the plate compactor and paver surface to prevent scuffing.

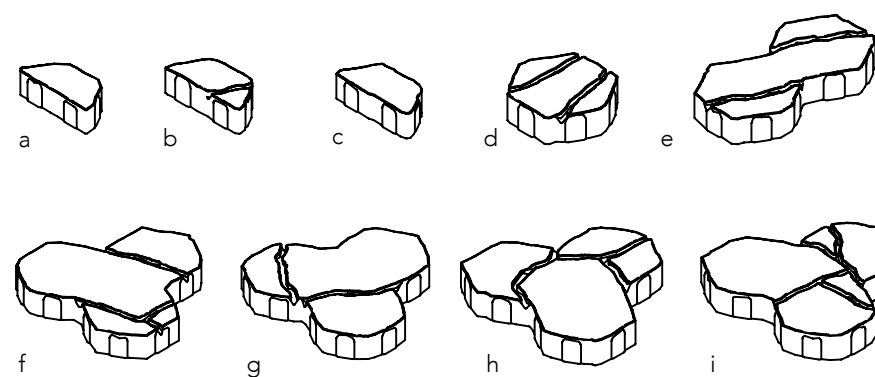


DESTINATION®

The flagstone aesthetics of Destination® face-mix pavers impart rustic charm and natural beauty to any project. With their carefully crafted proportions and dimensions, Destination Pavers afford unlimited design freedom so you aren't restricted to follow a set installation pattern.



PRODUCT SPECS



- a) **Destination® A** - 3 1/8" H (D & L Vary)
- b) **Destination® B** - 3 1/8" H (D & L Vary)
- c) **Destination® C** - 3 1/8" H (D & L Vary)
- d) **Destination® D** - 3 1/8" H (D & L Vary)
- e) **Destination® E** - 3 1/8" H (D & L Vary)
- f) **Destination® F** - 3 1/8" H (D & L Vary)
- g) **Destination® G** - 3 1/8" H (D & L Vary)
- h) **Destination® H** - 3 1/8" H (D & L Vary)
- i) **Destination® I** - 3 1/8" H (D & L Vary)

Packaged Together

All Destination® pavers are 3 1/8" thick

All Destination® pavers sold by layer or cube, not by piece.

COLORS



Haven

Oasis


Serenity

Timeless

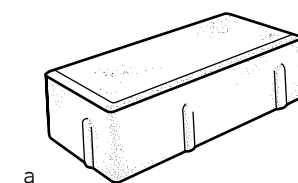


ELEMENTS™

The “jack of all trades” face-mix Elements® paver can be installed alone for a classic, tailored look or used as accents or edging stones. Manufactured in a herringbone pattern to accommodate mechanical equipment for efficient machine laid applications.



PRODUCT SPECS



a) **Elements™ Paver** - 4" x 8"
All Elements™ pavers are 2³/₄" thick

Stocked in Smooth & Rough Textures

Other textures available as special order are:
Hammered and Tumbled

COLORS



Homecoming Rough



Reflection Rough



Vision Rough



Homecoming Smooth



Reflection Smooth




Vision Smooth

Due to variations in printing, color selections should always be chosen from actual product samples. Textured pavers require a buffer between the plate compactor and paver surface to prevent scuffing.




BULLNOSE

Bullnose pavers give added dimension to any wall, step or patio application when an overhang is desired. The bullnose edge provides a smooth rounded edge that creates a slight shadow line that is the finishing detail in many applications.



PRODUCT SPECS



- a) **Single Bullnose** - 6" X 12"
- b) **Vintage Single Bullnose** - 6" X 12"
- c) **Double Bullnose** - 6" X 12"
- d) **Vintage Double Bullnose** - 6" X 12"

All Bullnose pavers are 2 3/4" thick

COLORS



Canyon Creek Blend

Charcoal

Dark Chocolate

Desert Sand Blend

Earth Blend

Flagstone Blend


Due to variations in printing, color selections should always be chosen from actual product samples. Textured pavers require a buffer between the plate compactor and paver surface to prevent scuffing.



ROSETTA® GRAND FLAGSTONE

Large natural flagstones have been a highly sought-after material for patios and walkways for generations. Rosetta® Grand Flagstone maintains the attractive texture and scale of large natural flagstone, but compared to natural flagstone, can be laid in an easy-to-install pattern. Additionally, the unit thicknesses are consistent, making for a comfortable, quality finished installation.

PRODUCT SPECS



Rosetta® Grand Flagstone*
Dimensions - All Grand Flagstone are 1 3/4" thick
 All Grand Flagstone sold by layer or cube, not by piece.

COLORS



Cuyahoga Blend

Scioto Blend

Due to variations in printing, color selections should always be chosen from actual product samples. Textured pavers require a buffer between the plate compactor and paver surface to prevent scuffing. * Not available in MI.



ROSETTA[®] DIMENSIONAL FLAGSTONE


Rosetta[®] Dimensional Flagstone mimics an authentic, slate texture using six unique shapes and various stone textures. It's the perfect choice for walkways and elegant patios that require consistent dimensions and a more formal, sophisticated look.



PRODUCT SPECS

- a) Rosetta[®] Dimensional Flagstone* - 6" x 12"
- b) Rosetta[®] Dimensional Flagstone* - 12" x 12"
- c) Rosetta[®] Dimensional Flagstone* - 12" x 18"
- d) Rosetta[®] Dimensional Flagstone* - 18" x 18"
- e) Rosetta[®] Dimensional Flagstone* - 18" x 24"
- f) Rosetta[®] Dimensional Flagstone* - 24" x 24"

All Dimensional Flagstone are 2" thick
All Dimensional Flagstone sold by layer or cube, not by piece



a

b

c

d

e

f

Packaged Together

COLORS



Bluestone Blend



Cuyahoga Blend



Scioto Blend

Due to variations in printing, color selections should always be chosen from actual product samples.
Textured pavers require a buffer between the plate compactor and paver surface to prevent scuffing.
* Not available in MI.




NATURAL STONE

Add a sense of class with authentic stone products. Best suited for the most exquisite designs where a random and square cut appearance is desired. Add a clean limestone border that is generally smooth in appearance with occasional raven patches to help complete the design.



PRODUCT SPECS



- a) **Natural Stone** - 11.81" x 23.62"
- b) **Natural Stone** - 17.72" x 23.62"
- c) **Natural Stone** - 23.62" x 23.62"
- d) **Natural Stone** - 23.62" x 35.43"
- e) **Natural Stone Limestone** - 11.81" x 23.62"

Natural Stone pavers are 1" thick

NATURAL STONE COLORS



Bronte

Flint

Fossil

Slate Grey

LIMESTONE COLORS



Kota Black

Silver Grey

Due to variations in printing, color selections should always be chosen from actual product samples. Do not use a plate compactor on Natural Stone.

NATURAL STONE ACCESSORIES

Complete your natural stone paver project with accessories that add that final touch. Pool and wall copings, steps, curbs, pier caps and jumbo slabs are all available to complete your natural stone project.

Natural stone accessories are special order products.



Natural Stone Pier Cap



32 Natural Stone Step
Natural Stone Wall Coping



Natural Stone Pool Coping



Natural Stone Slab



Natural Stone Steps




Natural Stone Wall Stone



TRAVERTINE

Our select-cut travertine offers an upscale appearance that instantly welcomes and defines your space. These multi-shape tiles give you a random pattern that adds visual interest. Border with a contrasting travertine or tumbled paver to add additional dimension to the space. Select-cut travertine is perfect for climates that experience freeze-thaw cycles.



PRODUCT SPECS




- a) **Travertine Small Square** - 8" x 8"
- b) **Travertine Small Rectangle** - 8" x 16"
- c) **Travertine Large Square** - 16" x 16"
- d) **Travertine Large Rectangle** - 16" x 24"
- e) **Travertine Bullnose** - 12" x 24"

Travertine pavers are 1 1/4" thick
Bullnose units are special order

COLORS



Blue Marble



Classic Ivory



Greige



Noche



Tuscany



Walnut

Due to variations in printing, color selections should always be chosen from actual product samples. Do not use a plate compactor on Travertine.




TRAVERTINE ACCESSORIES

Complete your travertine project with these corresponding travertine accessories. Travertine Split Face Veneer Stone, Copings, Fireplace and Waterfall Kits.


Travertine accessories are special order products.



Travertine Fireplace Kit



Travertine Bullnose Coping



Travertine Pool Coping




Travertine Bullnose Stair Tread




PORCELAIN

Our Porcelain pavers are a collection of colored body porcelain tile surfaces of 20 mm thickness that are ideal outdoor solutions for commercial and residential applications.



PRODUCT SPECS



a) **Porcelain** - 24" x 24"

Porcelain pavers are also available in 18" x 36" and 12" x 48" are special order products.

COLORS

BLUESTONE LOOK



Blue Select



Full Color




V4

CONCRETE LOOK



Warm Sand



Simply Grey



V1

LIMESTONE LOOK



Limestone



V2

QUARTZ LOOK



Barge Gold



Silver Quartz




V3

SLATE LOOK



Multicolor Gold



Vintage Slab



V2

WOOD LOOK



Natural Design Walnut



Natural Design Pepper



V3

Due to variations in printing, color selections should always be chosen from actual product samples. Do not use a plate compactor on porcelain pavers.



ROSETTA® SUPERIOR STEPPERS

Create a meandering pathway or connect two outdoor spaces together using our Rosetta Superior Steppers. Made from the same high-quality materials as our Rosetta line of products, our Superior Steppers compliment all paver and wall products and provide a nice alternative to traditional walk blocks or patio stones.



PRODUCT SPECS



a) **Superior Stepper** - 21" x 27"
All Superior Steppers are 2" thick



All Superior Steppers are sold by the piece.


COLORS



Cuyahoga Blend



Mahoning Blend



Scioto Blend

Due to variations in printing, color selections should always be chosen from actual product samples. Do not use a plate compactor on Superior Steppers.

DesignPAVE®
ECOPAVERS

RENEWABLE™

H2O PRO®

HARMONY®

AQUA-BRIC® TYPE 4 "L"

Let's Go Green!



RENEWABLE™ & H2O PRO®

Being green is easy with our line of eco-friendly permeable pavers. All our permeable pavers feature large joints that allow for excellent water drainage. Renewable pavers as well as H2O Pro pavers are ideal for heavy traffic commercial applications. Both systems can be mechanically installed.

Renewable and H2O Pro pavers are special order products.

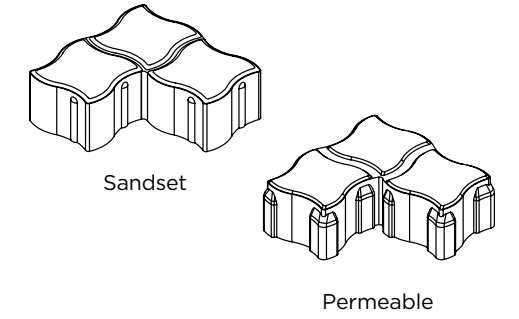


RENEWABLE™ PAVERS



a

a) Renewable™ - 8⁵/₈" x 8⁵/₈" x 3¹/₈"

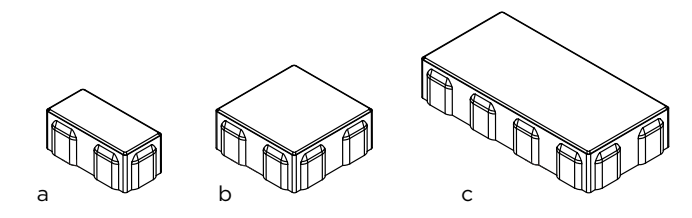


H2O PRO® PAVERS



a

- a) H2O Pro® A - 4" x 8" x 3¹/₈"
- b) H2O Pro® B - 8" x 8" x 3¹/₈"
- c) H2O Pro® C - 8" x 16" x 3¹/₈"



Due to variations in printing, color selections should always be chosen from actual product samples. Textured pavers require a buffer between the plate compactor and paver surface to prevent scuffing. Permeable pavers are special order products.



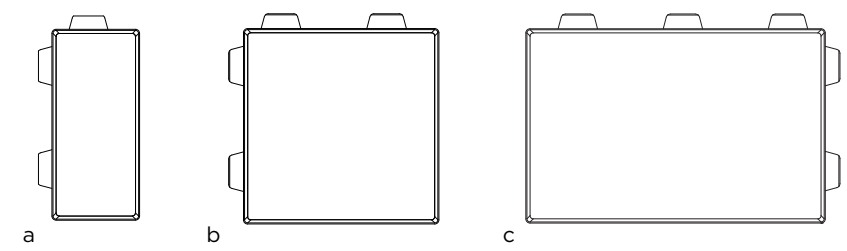
HARMONY®

Harmony Permeable Pavers are designed with maximum performance in mind. Their wider joint dimensions allow more water to filter through, ensuring that they function as part of an effective storm water management system.

Harmony pavers are special order products.



PRODUCT SPECS




- a) **Harmony** - 4" x 8" x 3/8"
- b) **Harmony** - 8" x 8" x 3/8"
- c) **Harmony** - 8" x 12" x 3/8"

SOLID COLORS



Dream



Homecoming




Reflection



Reunion



Traditions



Vision

BLENDED COLORS



Enduring



Paradise



Peace



Sanctuary

Due to variations in printing, color selections should always be chosen from actual product samples. Textured pavers require a buffer between the plate compactor and paver surface to prevent scuffing. Permeable pavers are special order products.



AQUA-BRIC[®] TYPE 4 "L"

This commercial paver was designed for efficient mechanical or manual installation and can accommodate surface filtration of minimum of 135 inches of rain per hour.

Aqua-BRIC Type 4 "L" pavers are special order products.



PRODUCT SPECS



a) Aqua-Bric Type 4 "L" - 250mm x 250mm x 80mm

COLORS



Nova



Richmond

Due to variations in printing, color selections should always be chosen from actual product samples. Textured pavers require a buffer between the plate compactor and paver surface to prevent scuffing. Permeable pavers are special order products.



RETAINING WALLS

- ROSETTA® BELVEDERE
- ROSETTA® DIMENSIONAL
- ROSETTA® KODAH
- ROSETTA® DIMENSIONAL COPING
- ROSETTA® OUTCROPPING
- OLENTANGY BLUFF TREAD™
- ROSETTA® STEPS
- EDINGTON WALL STONE
- NON-WEATHERED VERSA-LOK
- NON-WEATHERED VERSA-LOK® MOSAIC
- WEATHERED VERSA-LOK® MOSAIC
- VERSA-LOK® SQUARE FOOT

Inspiring Spaces



ROSETTA[®] BELVEDERE

Enhance your landscape with the look of natural stone without the waste or expense. Belvedere incorporates the classic look of stone with a natural texture on both its front and back, making it a perfect choice for free-standing walls or columns.



PRODUCT SPECS



Rosetta[®] Belvedere[®] Wall, Corner and Coping -

Wall blocks come in different sizes to create a double sided wall

Rosetta[®] Belvedere also available in corners and copings.

BELVEDERE FIREPIT

The Belvedere Fire Pit creates a rustic sophistication all its own. The Belvedere Fire Pit has an outside diameter of five feet and a height of fourteen inches. The proportions of the fire pit creates a perfect focal point for any occasion—from intimate gatherings to larger events. The Belvedere Fire Pit blends seamlessly with the entire collection of attractive Rosetta[®] paver and wall lines.




Rosetta[®] Belvedere Firepit Pallet -

Each pallet contains all of the 3" and 6" tall pieces and the coping needed to create the fire pit shown above. Outside dimension 60". Fire pit includes black steel ring.

COLORS



Cuyahoga Blend



Mahoning Blend




Scioto Blend

Due to variations in printing, color selections should always be chosen from actual product samples.
* Not available in MI.



ROSETTA[®] DIMENSIONAL

The hand-dressed, chiseled texture of Dimensional Wall will truly give your landscape an understated elegance. Garden walls, freestanding walls, columns, and edging are just a few of the many possibilities. Discerning homeowners and design experts are attracted to the formal, yet natural appearance of Dimensional Wall.



PRODUCT SPECS



a

a) Rosetta[®] Dimensional Wall Straight Block* - 12" x 8" x 4"



b

b) Rosetta[®] Dimensional Wall Wedge Block* - 12" x 8" x 4"

COLORS



Cuyahoga Blend



Mahoning Blend



Scioto Blend



ROSETTA[®] KODAH

The Rosetta[®] Kodah Wall is the perfect mix of rustic and modern. The wall boasts large scale wall units with linear proportions. Its freshly quarried stone texture compliments a variety of applications.



PRODUCT SPECS

- a) **Kodah Wall** - 12" x 10.5" x 6"
- b) **Kodah Wall** - 21" x 10.5" x 6"
- c) **Kodah Wall** - 30" x 10.5" x 6"
- d) **Kodah Wall** - 42" x 10.5" x 6"
- e) **Kodah Wall Corner** - 21" x 10.5" x 6"

COLORS


Cuyahoga Blend Mahoning Blend Scioto Blend

Due to variations in printing, color selections should always be chosen from actual product samples.
* Not available in MI.



ROSETTA[®] DIMENSIONAL COPING

Finish off your wall system with a chiseled, natural stone textured coping. Rosetta[®] Dimensional Coping complements all wall systems and adds the finishing touch to your natural-looking wall.



PRODUCT SPECS

- a) **Standard Coping*** - 18" x 12.5" x 2.5"
- b) **Finished End Coping*** - 19" x 12.5" x 2.5"
- c) **Long Coping*** - 24" x 12.5" x 2.5"



a

Packaged Together



b



c

COLORS



Cuyahoga Blend



Mahoning Blend




Scioto Blend

Due to variations in printing, color selections should always be chosen from actual product samples.
* Not available in MI.



ROSETTA® OUTCROPPING

Unlock the beauty and nuance of nature itself in your outdoor setting with the Rosetta® Outcropping Wall Collection. Incorporate the classic look of weather-hewn stone and steps in a variety of natural sculpted faces. Each piece is made of architectural-grade, precast concrete of the finest quality, the integrity of which will not be compromised by weather's unpredictable elements.



PRODUCT SPECS



a

a) **Rosetta® Outcropping Wall Stone*** - 12" H x 42" L - 600 lbs.
(unit shown is one of a 12 piece modular system)

b) **Rosetta® Outcropping Wall Stone*** - 12" H x 54" L - 1012 lbs.
(unit shown is one of a 12 piece modular system)



b

Rosetta® Outcropping Wall Stone Corner 6** - 6" H x 39" L x 27" D - 440 lbs.

Rosetta® Outcropping Wall Stone Corner 12** - 12" H x 48" L x 30" D - 880 lbs.

COLORS



Cuyahoga Blend



Scioto Blend


Due to variations in printing, color selections should always be chosen from actual product samples.

* Not available in MI.




OLENTANGY BLUFF TREAD™

Combine the character of natural stone with the proven durability of concrete. Our Olentangy Bluff Tread features a smooth-top and random face texture to ensure a natural and unique appearance.



PRODUCT SPECS



- a) **Olentangy Bluff Tread™** - 36" L x 16" D x 6" H (280 lbs.)
- b) **Olentangy Bluff Tread™** - 48" L x 16" D x 6" H (381 lbs.)
- c) **Olentangy Bluff Tread™** - 60" L x 16" D x 6" H (487 lbs.)
- d) **Olentangy Bluff Tread™** - 72" L x 16" D x 6" H (560 lbs.)

COLORS



Cuyahoga Blend



Hidden Pines Blend



Mahoning Blend



Scioto Blend

Due to variations in printing, color selections should always be chosen from actual product samples.



ROSETTA® STEPS

The Rosetta® Step Collection gives you the rugged attractiveness of natural stone but combines it with the safety and comfort of a uniform rise. Rosetta's® Irregular Step is perfect for free-flowing, natural staircases, while Rosetta's® Dimensional Step is ideal for more formal, sophisticated settings.



PRODUCT SPECS



a) Rosetta® Irregular Steps*

All irregular steps have 7" rise
 42" L x 17" D x 7" H (349 lbs.)
 42" L x 26" D x 7" H (476 lbs.)
 54" L x 22" D x 7" H (458 lbs.)
 48" L x 24" D x 7" H (512 lbs.)

48" L x 28" D x 7" H (567 lbs.)
 60" L x 24" D x 7" H (600 lbs.)

b) Rosetta® Dimensional Steps*

All dimensional steps have 7" rise
 36" L x 18" D x 7" H (375 lbs.)
 48" L x 18" D x 7" H (455 lbs.)
 72" L x 30" D x 7" H (1320 lbs.)

Packaged Together

COLORS



Cuyahoga Blend



Hidden Pines Blend



Mahoning Blend



Scioto Blend

Due to variations in printing, color selections should always be chosen from actual product samples.
 * Not available in MI.



EDINGTON WALL STONE®

Perfect for the homeowner doing a small decorative wall, or a party-friendly seat wall, our Edington Wall Stone® is an attractive and practical improvement upon nature's finest. Edington Wall Stone® requires no mortar and can be used in curved or straight walls, planters, columns and as steps.



PRODUCT SPECS



a



b

a) Edington Wall Stone® - 12" x 8" x 4"

b) Edington Wall Stone® Wedge - 12" x 8" x 4"

COLORS



Canyon Creek Blend



Earth Blend



Flagstone Blend



Quarrystone Blend

BANDING AND ACCENTS



Charcoal

EDINGTON® FIRE PIT KIT

Build a fire pit in no time with our Edington® Fire Pit Kit. This kit has an outside diameter of 48" and a height of 12". Kit includes a steel metal ring. Optional precast caps are available for a different look at an additional cost. Great for small fires, roasting marshmallows and hot dogs.



Outside dimension 48"




NON-WEATHERED VERSA-LOK®

When looking for a retaining wall unit that is engineered to retain heavy loads, Versa-Lok's® solid unit durability is the perfect fit. Versa-Lok® is the only solid, true top to bottom pinned system on the market. It's durable, design friendly, and virtually maintenance free attributes handle the harshest conditions.



PRODUCT SPECS



- a) **Versa-Lok®** - 16" (face) x 14" (rear) x 12" D x 6" H
- b) **Smooth Top Versa-Lok®** - 16" (face) x 14" (rear) x 12" D x 6" H
- c) **Rectangular Cap** - 16" (face) x 11⁵/₈" D x 3⁵/₈" H
- d) **Solid Corner** - 7⁷/₈" (face) x 12" D x 6" H
- e) **Full Return Corner** - 16" (face) x 7⁷/₈" D x 6" H

COLORS



Antique Blend

Canyon Creek Blend

Charcoal



Chestnut Blend

Desert Sand Blend

Earth Blend



Flagstone Blend

Granite Blend


Gray Blend

Due to variations in printing, color selections should always be chosen from actual product samples.




NON-WEATHERED VERSA-LOK® MOSAIC®

Four different segmental retaining wall options: Standard, Accent, Cobble and Mosaic®. Our Non-Weathered Versa-Lok® Mosaic® Retaining walls can create everything from small, four-foot backyard walls to 40-foot serpentine walls. Use the three sizes together to form the Mosaic® System or separate for three unique walls.



PRODUCT SPECS



- a) **Versa-Lok® Non-Weathered Standard** - 16" (face) x 14" (rear) x 12" D x 6" H
- b) **Versa-Lok® Non-Weathered Cobble** - 8" (face) x 12" D x 6" H
- c) **Versa-Lok® Non-Weathered Accent** - 12" (face) x 12" D x 4" H
- d) **Rectangular Cap** - 16" (face) x 11⁵/₈" D x 3⁵/₈" H
- e) **Solid Corner** - 7⁷/₈" (face) x 12" D x 6" H
- f) **Full Return Corner** - 16" (face) x 7⁷/₈" D x 6" H

COLORS



Canyon Creek Blend



Earth Blend



Flagstone Blend

Due to variations in printing, color selections should always be chosen from actual product samples.




WEATHERED VERSA-LOK® MOSAIC®

Recreate the intimate setting of a quaint European countryside right in your own backyard using Weathered Versa-Lok® Mosaic® Retaining Walls. Marvel at the age-old craftsmanship each and every random-patterned Mosaic® wall exudes. Three unique Versa-Lok® units- Standard, Cobble, and Accent-combine to form a Mosaic® wall that's redolent of another age.



PRODUCT SPECS



- a) **Versa-Lok® Weathered Standard** - 16" (face) x 14" (rear) x 12" D x 6" H
- b) **Weathered Cobble** - 8" (face) x 12" D x 6" H
- c) **Weathered Accent** - 12" (face) x 12" D x 4" H
- d) **Rectangular Cap** - 16" (face) x 11⁵/₈" D x 3⁵/₈" H
- e) **Solid Corner Unit** - 7⁷/₈" (face) x 12" D x 6" H
- f) **Full Return Corner** - 16" (face) x 7⁷/₈" D x 6" H

COLORS



Canyon Creek Blend



Earth Blend



Flagstone Blend

Due to variations in printing, color selections should always be chosen from actual product samples.



VERSA-LOK[®] SQUARE FOOT

Square Foot is a premium cored unit that covers a full square foot of wall face economically, making it a low-cost alternative for some commercial applications. Its trapezoidal shape and top-pinning system allow for variable bond construction, accurate alignment, tighter vertical joints and easy installation. Square Foot's unique design enables a near-vertical setback, and its thick face affords greater durability than other cored systems.

PRODUCT SPECS



a) **Versa-Lok[®] Square Foot** - 18" (face) x 14" (rear) x 12" D x 8" H



b) **Square Foot Corner** - 18" (face) x 9" D x 8" H



c) **18" Retaining Wall Cap** - 18" (face) x 11 5/8" D x 3 5/8" H

COLORS



Desert Sand Blend



Flagstone Blend



Gray Blend

Due to variations in printing, color selections should always be chosen from actual product samples.

EDINGTON® FIRE PIT KIT

Build a fire pit in no time with our Edington Fire Pit Kit. Place base units on 4-6 inches of prepared compacted base and adhere units as you construct. Great for small fires, roasting marshmallows and hot dogs.



Optional Precast Caps

OVERALL DIMENSIONS
12" H x 48" Diameter



KIT COMPONENTS

- 39 Edington Wall Stone Wedge Units
- 3 - 10 oz. Tubes of Paver Bond
- Steel Ring
- Optional Grill Grate
- Optional Precast Rockface Caps

EDINGTON COLORS



Canyon Creek Blend



Earth Blend



Flagstone Blend



Quarrystone Blend

PRECAST CAP COLORS



Cuyahoga Blend




Mahoning Blend



Scioto Blend

BELVEDERE FIREPIT KIT*

The Belvedere Fire Pit creates a rustic sophistication all its own. The Belvedere Fire Pit has a diameter of approximately five feet and a height of fourteen inches, the proportions of the fire pit creates a perfect focal point for any occasion—from intimate gathers to larger events. The Belvedere Fire Pit blends seamlessly with the entire collection of attractive Rosetta® paver and wall lines. Kit includes steel metal ring.




OVERALL DIMENSIONS
14" H x 60" Diameter

BELVEDERE COLORS



Cuyahoga Blend



Mahoning Blend



Scioto Blend

Due to variations in printing, color selections should always be chosen from actual product samples.
* Not available in MI.

EDINGTON® PUB TABLE KIT

Add additional entertaining space with our Pub Table Kit. The large table top allows plenty of room to enjoy drinks or a snack. The bottom foot rest is great for propping up your feet. We've chosen to stock four of our Edington Wall Stone colors to complement your outdoor living space!



OVERALL DIMENSIONS
12" H x 48" Diameter

KIT COMPONENTS

- 36 Edington Wall Stone pieces - stocked kit colors below
- 1-42" Table Top with 2" hole
- 1-28" Foot Rest with 2" hole - Both pieces 3" thick - The 2" hole fits standard umbrella (not included)
- 2-10 oz. Tubes of Paver Bond
- Optional 42" Round Table Top with 2" hole (non stock)

EDINGTON COLORS



Canyon Creek Blend



Earth Blend



Flagstone Blend



Quarrystone Blend

PRECAST TABLE TOP COLORS



Cuyahoga Blend



Scioto Blend

EDINGTON® GRILL KIT

Ideal for advanced installers that would like to create a professional outdoor grilling station. Constructed from our popular Edington Wall Stone units, this kit allows you to drop in the included grill, for a clean and professional grill station. The kit is large enough to both cook at or entertain guests at.



OVERALL DIMENSIONS
38" H x 102" W x 32" D

KIT COMPONENTS

- 1 Three-Burner Built-In Grill
- Grill Doors
- 190 Edington Wall Stone Units
- 1 Precast Counter Top
- 1 Case of Paver Bond
- 1 Steel Lintel 40"

EDINGTON COLORS



Canyon Creek Blend



Earth Blend



Flagstone Blend



Quarrystone Blend

PRECAST COUNTERTOP COLORS



Cuyahoga Blend



Mahoning Blend



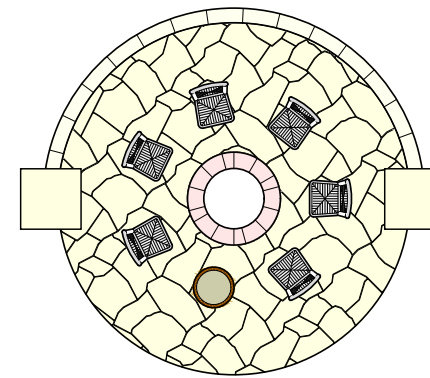
Scioto Blend

ROSETTA® PRE-PLANNED PATIO KITS

Rosetta® Pre-Planned Patio Kits will help you and your contractor decide on a patio layout that will exceed your expectations, without exceeding your budget. Just talk with your contractor to choose rustic or formal, size, and outdoor living features. Then get ready to decorate, and enjoy your new space.

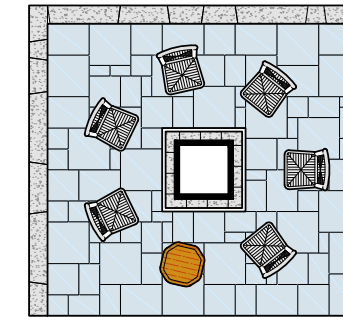
PATIO DESIGN OPTIONS

RUSTIC PATIO DESIGN

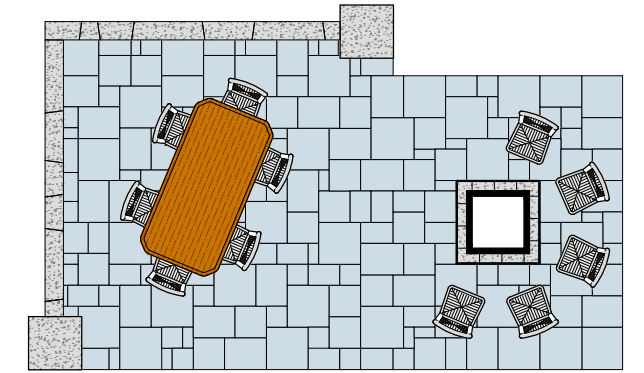


250 square feet

FORMAL PATIO DESIGN OPTIONS



Option A
200 square feet



Option B
400 square feet



Rustic Patio Design



Formal Patio Design Option B

RUSTIC COLORS

GRAND FLAGSTONE



Cuyahoga Blend Scioto Blend

BELVEDERE WALLS



Cuyahoga Blend Mahoning Blend Scioto Blend


ROUND FIRE PIT



Cuyahoga Blend Mahoning Blend Scioto Blend

FORMAL COLORS

DIMENSIONAL FLAGSTONE



Bluestone Blend Cuyahoga Blend Scioto Blend

KODAH WALL



Cuyahoga Blend Mahoning Blend

Scioto Blend

SQUARE FIRE PIT



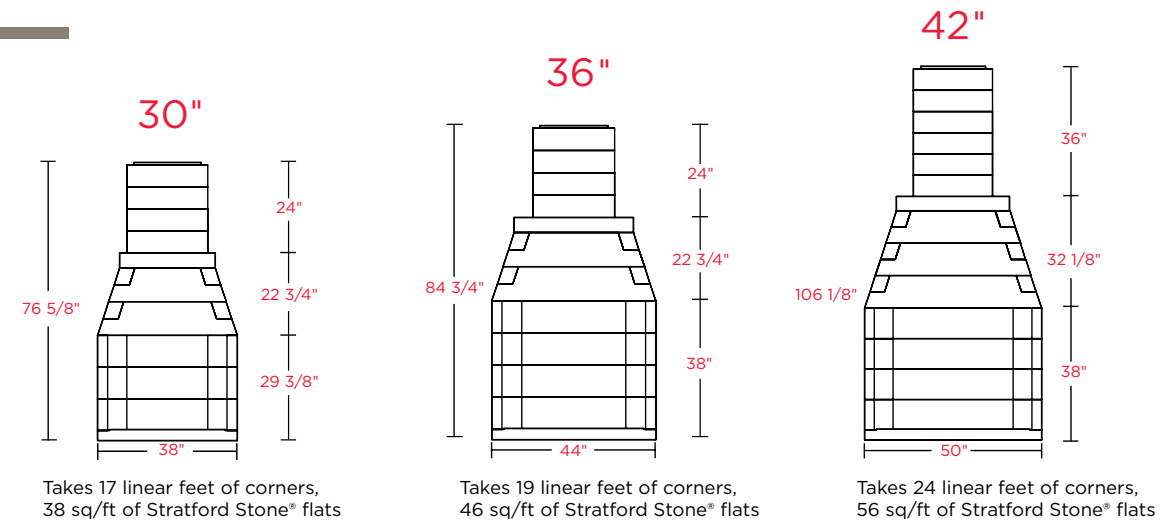
Cuyahoga Blend Mahoning Blend Scioto Blend

Due to variations in printing, color selections should always be chosen from actual product samples.
* Not available in MI.



Ask about our Stratford Stone® Veneer Stone

FIREROCK® FIREPLACES/ STRATFORD STONE®



Model	Overall Height	Overall Depth	Overall Width	Overall Diameter	Firebox Opening Height	Smoke Chamber Height	Weight in Pounds
30" Outdoor Fireplace	76.63"	28.5"	38"	n/a	29.38"	23"	1900
36" Outdoor Fireplace	84.75"	28.5"	44"	n/a	38"	23"	2100
42" Outdoor Fireplace	106.13"	28.5"	50"	n/a	38"	32.5"	2600
36" Arched Front Outdoor Fireplace	84.75"	28.5"	44"	n/a	34**	23"	2160
42" Arched Front Outdoor Fireplace	106.13"	28.5"	50"	n/a	34**	32.5"	2670

*Measurement at top of arch. ** Height Extension Kit adds 6 inches to overall height. The kit also adds 320-1512 lbs depending on the width of the FireRock.

PATTERNS & COLORS

LIMESTONE



RUSTIC LEDGESTONE



STACKED STONE



Due to variations in printing, color selections should always be chosen from actual product samples.

COLUMN CAPS



Rockface Column Cap



Rosetta® Belvedere Column Cap



Edington Fireplace



Natural Stone Pier Cap & Coping



Bullnose Column Cap



Edington Fire Pit



Belvedere Fire Pit Kit



Dimensional Wall Fire Pit



Kodah Fire Pit



Custom Belvedere Fire Pit

STOCKED ROCKFACE CAP SIZES

- 24" x 24" x 2"
- 24" x 24" x 3"
- 28" x 28" x 2"
- 28" x 28" x 3"

PRECAST CAP COLORS



Cuyahoga Blend




Mahoning Blend



Scioto Blend

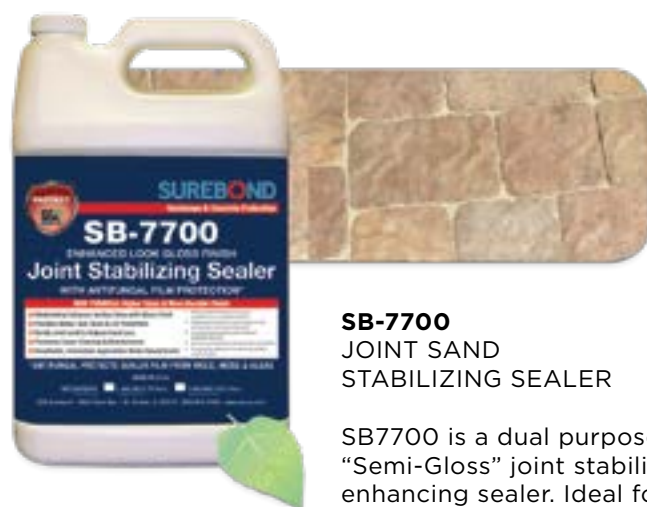
SEALERS, CLEANERS & ADHESIVES

Joint sand stabilizing sealers perform two tasks at once. The sealer stabilizes the sand in the joints to prevent sand loss and to help retard weed growth. Sealer also provides the pavement with an even coverage of protection to seal the pavers making cleaning of any stains quick and easy. Depending on the application you can expect 3-5 years for patios and walkways from just one application and 2-3 years for driveways.



SB-1300
JOINT SAND
STABILIZING SEALER

SB1300 is a dual purpose "Matte Finish" joint stabilizing sealer. Ideal for patio's, walkways and driveways. Can be used for both residential and commercial applications. Apply liberally with a sprayer and squeegee excess material into sand joints.



SB-7700
JOINT SAND
STABILIZING SEALER

SB7700 is a dual purpose "Semi-Gloss" joint stabilizing enhancing sealer. Ideal for patio's walkways and driveways. Can be used for both residential and commercial applications. Apply liberally with a sprayer and squeegee excess material into sand joints.



SB-4000
WATER REPELLING
INVISIBLE SEALER

Prevents water penetration and provides an invisible finish on concrete, pavers and walls. Can be used for both residential and commercial applications. Apply with a low pressure sprayer and backroll. Second coat may be desired on newer or more porous substrates.



SB-5000
STAIN BLOCKING
INVISIBLE SEALER

Stainblocking invisible sealer. A durable sealer that protects against water, oil, food and other stains on pavers. Ideal for driveways and patio areas. Can be used for both residential and commercial applications. Apply with a sprayer and back-roll to assure even coverage.



SB-8700
WET LOOK JOINT
STABILIZING SEALER

SB-8700 will seal and enhance the beauty of new and old concrete, masonry and related surfaces. In addition, SB-8700 will stabilize the joint sand creating a long lasting hardened joint. It is ideal for Interlocking concrete pavers, stamped concrete, or masonry surfaces giving them an enhanced, wet look, glossy finish. SB-8700 is the perfect product to restore the look and elegance of old/tired pavers. Also works on limestone, sandstone, clay and natural stones.



SB-6000
WATER BASE
WET LOOK SEALER

Seals and enhances the beauty of new and old pavers, concrete and other masonry surfaces. This product gives you the "Wet Look". Pavers must be cleaned first and allowed to thoroughly dry before sealing. Can be used for both residential and commercial applications. SB6000 is designed for a two-coat application. Apply with a sprayer and back-roll to assure even coverage. Second coat should be applied as soon as the first coat has dried.



SB-4400
PERMA-SEAL

SB-4400 PERMA-SEAL™ Invisible Penetrating Sealer is a penetrating, breathable silane/siloxane blend solvent based sealer that protects horizontal and vertical surfaces from water penetration and salt damage from the use of de-icers or exposure to salt air. SB-4400 has the consistency of water and is clear in appearance when applied and dries clear with an invisible finish.



SB-6400
WET LOOK
PENETRATING SEALER

SB-6400 Wet Look Penetrating Sealer is a low VOC, water based blend of silane/siloxane and polymers that chemically bonds to the substrate creating both a water and oil repellent finish. SB-6400 will seal and enhance the beauty of new and old surfaces with a luxurious, wet look, matte finish that enriches surface tone and color contrast. SB-6400's water repellent feature will help to inhibit biological growth such as mold, moss and algae. SB-6400 has the consistency of water and is milky white when applied.



SB-488
EFFLORESCENCE &
RUST REMOVER

Uses include concrete pavers, concrete and retaining walls. Can also be used on manufactured and natural stone and tile. Dissolves chemical deposits, removes hard water stains, efflorescence and rust. Does not include muriatic acid. Clean Rinse Technology allows residue to be quickly removed. Use at full strength.



SB-442
GENERAL
STAIN REMOVER

Uses include concrete pavers, concrete and retaining walls. Can also be used on manufactured and natural stone and tile. General purpose cleaner that removes motor oil, food and beverage stains. Clean Rinse Technology allows residue to be quickly removed. Follow instruction on container for proper application.

SB-10
PAVER BOND® ADHESIVE

Used on Retaining Wall caps, treads and pavers. SB10 is a quick curing, high strength, construction adhesive. Water resistant and freeze thaw stable. Adheres to wet and frozen surfaces. Available in 10 oz and 28 oz tubes. Surface must be free of dirt, dust and oil to ensure proper bonding.







KICHLER® LIGHTING

Let your landscape lighting illuminate every occasion and invite people into your home safely and beautifully highlighting walkways, architectural elements, gathering spaces, water features and more. A landscape lighting professional can show you all of the possibilities to deliver the best, most efficient lighting to bring your home to life.

Kichler® Landscape Lighting offers some of the most technologically advanced products available. They are engineered and tested to perform under extreme environmental conditions and are backed by Kichler's industry-leading 15 year warranty.



BERLIN GARDENS® STRUCTURES & FURNITURE

There's a growing trend towards outdoor living... extending your home beyond the confines of four walls expanding your living space to embrace the beauty and tranquility of nature. It no longer means a few folding chairs, a picnic table and grill. It means bringing all the comforts of indoor living to the outdoors. Berlin Gardens line of vinyl pergolas are cut with extreme accuracy using computerized machines. Expert craftsmen hand-select wood pieces which are then cut, routed and hand-sanded for their wood and cedar pergolas. The final result is a finely crafted, American-made pergola that will remain strong and beautiful for many years to come. All pergolas, gazebos, pavilions and furniture sold by Oberfields are special-order products.



Furniture



Pavilion with Metal Roof



88 Vinyl Pergola



Furniture



Pavilion with Shingle Roof



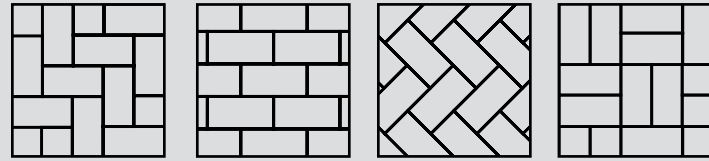
Cedar Pergola



Vinyl Gazebo


PAVER PATTERNS

MONROE® PAVERS & ELEMENTS™ PAVERS



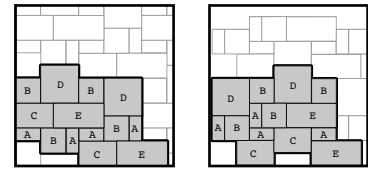
90° Herringbone Running Bond 45° Herringbone Basketweave

WASHINGTON® & VINTAGE WASHINGTON PAVERS



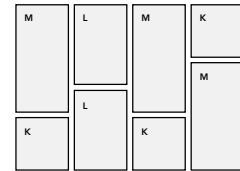
Muster D 40% Wash. 14 60% Wash. 21 Muster K 28% Wash. 14 72% Wash. 21 Running Bond 10, 14, or 21

TRANQUILITY® PAVERS



Pattern 1 Pattern 2

GRAND MILESTONE™ PAVERS



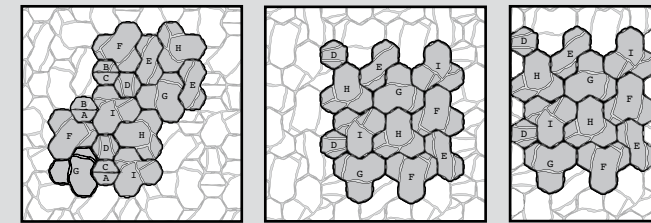
Running Bond

GRAND LIFESTYLE® PAVERS



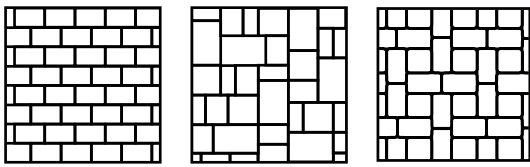
Pattern 1 Pattern 2 Combination Lifestyle & Grand Lifestyle

DESTINATION® PAVERS



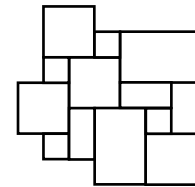
Pattern 1 Pattern 2 Sidewalk Pattern

NATURAL STONE PAVERS



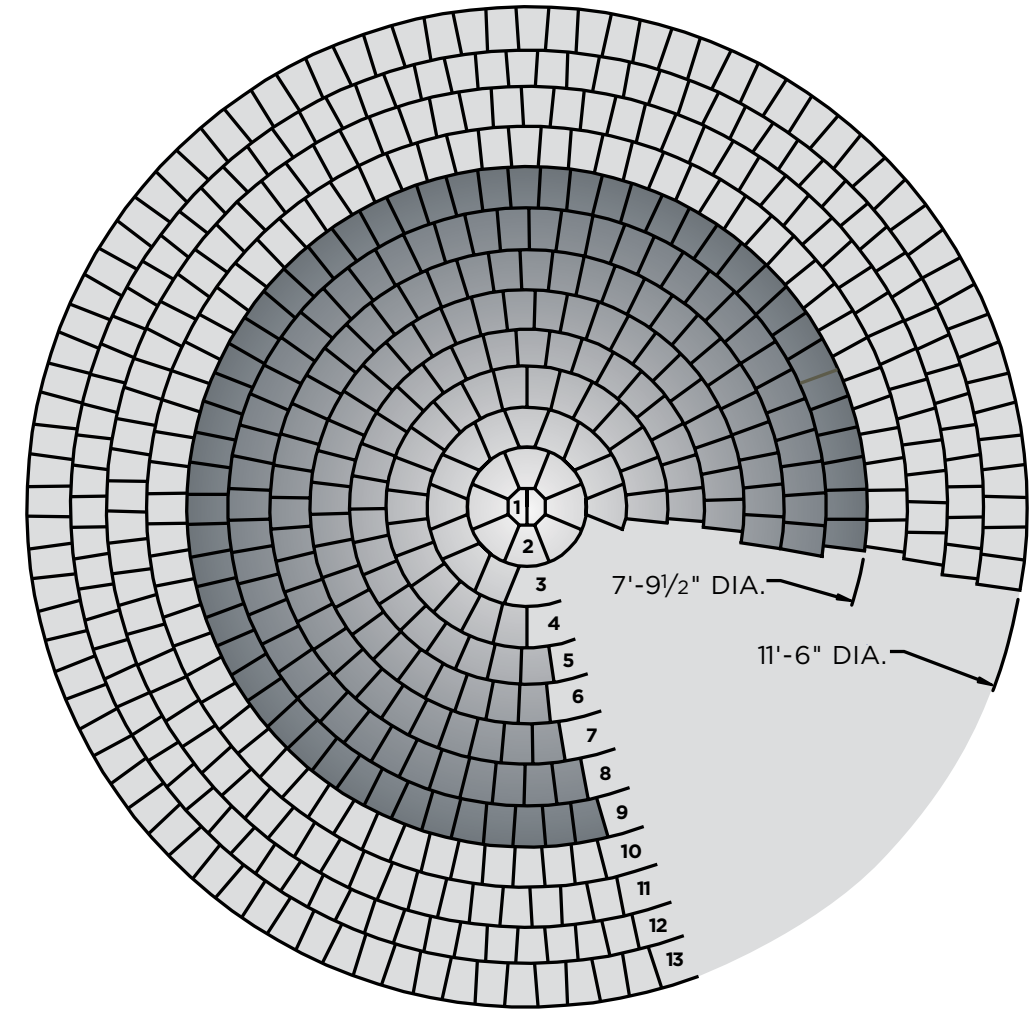
Running Bond 11.81" x 23.62", 17.72" x 23.62", or 23.62" x 35.43" 4 Piece Random 25% 11.81" x 23.62" 30% 17.72" x 23.62" 25% 23.62" x 35.43" 20% 23.62" x 23.62" 28% Large Sq. 72% Jumbo Rec.

TRAVERTINE



French Pattern

WASHINGTON CIRCLE® PAVERS DIAGRAM



	Row	Circle Dia.	Installation Pattern	Paver Description - Washington® Series
First Circle Pack	1	5 1/2"	Single Single	2-Washington Circle Center
	2	16 1/2"	Alternate	8-Washington Large Circle
	3	27 1/2"	Single	8-Washington Large Circle & 8-Washington
	4	38 1/2"	Single	26-Washington Small Circle
	5	49 1/2"	Single	33-Washington Small Circle
	6	60 1/2"	Alternate	42-Washington Small Circle
	7	71 1/2"	Alternate	25-Washington Small Circle & 25-Washington 10
	8	82 1/2"	Alternate	29-Washington Small Circle & 29-Washington 10
	9	93 1/2"	Alternate	34-Washington Small Circle & 34-Washington 10
Second Circle Pack	10	104 1/2"	Alternate	38-Washington Small Circle & 38-Washington 10
	11	115 1/2"	Alternate	42-Washington Small Circle & 42-Washington 10
	12	127"	Alternate	46-Washington Small Circle & 46-Washington 10
	13	138"	Single	50-Washington Small Circle & 50-Washington 10
Additional Pieces	14 & Up			(As Needed) Washington 10 (81 pcs or 12.78 ft ² per pallet band)
Notes	Outside row may require additional Washington 10's, depending on how it is installed. Number of units per row is an approximate based on installation. Due to the complex shapes of the pieces in a circle, there will be some extra pieces not used for standard installation. As shown above, additional pieces may be needed for diameters larger than 8'. Oberfields Edington Wedge Firepit Kits fits at 5th row, for installation, omit rows 1-5.			

* All random lays are not a pattern. Random lays can consist of any grouping of the pavers. Visit oberfields.com for pattern options


SPECIAL ORDER COLORS

MONROE®




Antique Blend Autumn Blend Granite Blend

WASHINGTON®




Antique Blend Autumn Blend Desert Sand (14's only)

WASHINGTON® CIRCLE




Antique Blend Autumn Blend Charcoal

VINTAGE WASHINGTON®



Vintage Antique Blend Vintage Charcoal (14's only) Vintage Desert Sand Blend (14's only) Vintage Granite Blend


ROSETTA® GRAND FLAGSTONE



Hidden Pines Blend Mahoning Blend Hidden Pines Blend Mahoning Blend


ROSETTA® DIMENSIONAL FLAGSTONE

TRAVERTINE



Gold Silver

PORCELAIN (18" x 36")




Pietra di Bagnolo Pietra di Barge Point Silver




Sight Antracite Sight Grey Source Beige

PORCELAIN (12" x 48")




Soul Grey Soul Walnut

ELEMENTS® SMOOTH SOLID




Dream Reunion Traditions

ELEMENTS® SMOOTH BLENDED




Haven Oasis Serenity Timeless

ELEMENTS® TUMBLED SOLID




Dream-Tumbled Homecoming-Tumbled Reflection-Tumbled Reunion-Tumbled




Traditions-Tumbled Vision-Tumbled

ELEMENTS® TUMBLED BLENDED




Haven-Tumbled Oasis-Tumbled Serenity-Tumbled Timeless-Tumbled

ELEMENTS® HAMMERED



Dream-Hammered Homecoming-Hammered Reflection-Hammered Reunion-Hammered




Vision-Hammered

RENEWABLE™ SOLIDS



Dream Homecoming Reflection Reunion




Traditions Vision

RENEWABLE™ BLENDED



Haven Oasis Serenity Timeless

H2O PRO® SOLIDS




Reflection Vision

H2O PRO® BLENDED



Haven Oasis Serenity Timeless

EDINGTON WALL STONE



Autumn Fieldstone Sierrastone

NON-WEATHERED VERSA-LOK®



Brown

NON-WEATHERED VERSA-LOK® MOSAIC




Chestnut Blend Granite Blend

WEATHERED VERSA-LOK® MOSAIC




Chestnut Blend Granite Blend

BELVEDERE/DIMENSIONAL WALL/ KODAH/ DIMENSIONAL COPING



Hidden Pines Blend

OUTCROPPING



Hidden Pines Mahoning Blend

Hidden Pines - Available as a special order color in all Rosetta® walls. Due to variations in printing, color selections should always be chosen from actual product samples. Textured pavers require a buffer between the plate compactor and paver surface to prevent scuffing.

PACKAGING REFERENCE GUIDE

PAVER PRODUCTS	STOCKED	NOMINAL DIMENSIONS	DIMENSIONS	WEIGHT PER SQ. FT.	UNITS PER SQ. FT.	UNITS PER BAND	UNITS PER CUBE	WEIGHT PER CUBE	SQ. FT. PER UNIT	SQ. FT. PER BAND	SQ. FT. PER CUBE	COLOR STOCKED
Monroe®	X	4" x 8" x 2 3/8"	100 mm x 200 mm x 60 mm	27.6	4.7	81	486	2843	0.21	17.17	103	Brown, Canyon Creek, Charcoal, Earth, Flagstone
Washington® 10	X	4 1/8" x 5 1/2" x 2 3/8"	105 mm x 140 mm x 60 mm	27.6	6.34	80	640	2788	0.16	12.61	101	Canyon Creek, Charcoal, Desert Sand, Earth, Flagstone, Granite
Washington® 14	X	5 1/2" x 5 1/2" x 2 3/8"	140 mm x 140 mm x 60 mm	27.6	4.76	60	480	2760	0.21	12.50	100	Canyon Creek, Charcoal, Earth, Flagstone, Granite
Washington® 21	X	5 1/2" x 8 1/4" x 2 3/8"	140 mm x 210 mm x 60 mm	27.6	3.17	54	324	2815	0.32	17.00	102	Canyon Creek, Charcoal, Desert Sand, Earth, Flagstone, Granite
Washington® Circle	X	Circle Center, Small Circle Paver, Large Circle Paver	N/A	27.6	N/A	N/A	318	1380	Varies	N/A	50	Canyon Creek, Earth, Flagstone, Granite
Vintage Washington® 10	X	4 1/8" x 5 1/2" x 2 3/8"	105 mm x 140 mm x 60 mm	27.6	6.34	80	640	2788	0.16	12.61	101	Canyon Creek, Charcoal, Desert Sand, Earth, Flagstone
Vintage Washington® 14	X	5 1/2" x 5 1/2" x 2 3/8"	140 mm x 140 mm x 60 mm	27.6	4.76	60	480	2760	0.21	12.50	100	Canyon Creek, Earth, Flagstone
Vintage Washington® 21	X	5 1/2" x 8 1/4" x 2 3/8"	140 mm x 210 mm x 60 mm	27.6	3.17	54	324	2815	0.32	17.00	102	Canyon Creek, Charcoal, Desert Sand, Earth, Flagstone
Vintage Washington® Circle	X	Circle Center, Small Circle Paver, Large Circle Paver	N/A	27.6	N/A	N/A	318	1380	Varies	N/A	50	Canyon Creek, Earth, Flagstone
Single Bullnose Paver	X	6" x 12" x 2 3/4"	152 mm x 305 mm x 70 mm	30.0	2.00	N/A	192	2880	0.50	N/A	96	Canyon Creek, Charcoal, Dark Chocolate, Desert Sand, Earth, Flagstone
Vintage Single Bullnose Paver	X	6" x 12" x 2 3/4"	152 mm x 305 mm x 70 mm	30.0	2.00	N/A	192	2880	0.50	N/A	96	Canyon Creek, Charcoal, Dark Chocolate, Desert Sand, Earth, Flagstone
Double Bullnose Paver	X	6" x 12" x 2 3/4"	152 mm x 305 mm x 70 mm	30.0	2.00	N/A	192	2880	0.50	N/A	96	Canyon Creek, Charcoal, Dark Chocolate, Desert Sand, Earth, Flagstone
Vintage Double Bullnose Paver	X	6" x 12" x 2 3/4"	152 mm x 305 mm x 70 mm	30.0	2.00	N/A	192	2880	0.50	N/A	96	Canyon Creek, Charcoal, Dark Chocolate, Desert Sand, Earth, Flagstone
Rosetta® Grand Flagstone [¥]	X	15 unique shapes at 1 3/4" thickness, sold by layers	N/A	20.5	N/A	N/A	32	2160	N/A	N/A	88	Cuyahoga, Scioto
Rosetta® Dimensional Flagstone [¥]	X	Random sizes available (See page 29 for dimensions)	N/A	24.0	N/A	N/A	48	2350	N/A	12.25	98	Bluestone, Cuyahoga, Scioto
Rosetta® Superior Steppers [¥]	X	21" x 27" x 2" (Dimensions vary slightly by paver)	533 mm x 686 mm x 51 mm	N/A	N/A	N/A	24	1950	N/A	N/A	N/A	Cuyahoga, Mahoning, Scioto

FACE-MIX PAVERS	STOCKED	NOMINAL DIMENSIONS	DIMENSIONS	SQ. FT PER LAYER	LAYERS PER CUBE	WEIGHT PER CUBE	SQ. FT PER CUBE	COLOR STOCKED
Tranquility® A	X	9 1/4" x 4 5/8" x 2 3/4"	235 mm x 111 mm x 70 mm	10.77	8	2910	86.16	Calm, Haven, Oasis, Serenity, Timeless
Tranquility® B	X	9 1/4" x 9 1/4" x 2 3/4"	235 mm x 235 mm x 70 mm	10.77	8	2910	86.16	Calm, Haven, Oasis, Serenity, Timeless
Tranquility® C	X	14" x 9 3/4" x 2 3/4"	355 mm x 248 mm x 70 mm	10.77	8	2910	86.16	Calm, Haven, Oasis, Serenity, Timeless
Tranquility® D	X	14" x 14" x 2 3/4"	355 mm x 355 mm x 70 mm	10.77	8	2910	86.16	Calm, Haven, Oasis, Serenity, Timeless
Tranquility® E	X	18 1/4" x 9 3/4" x 2 3/4"	464 mm x 248 mm x 70 mm	10.77	8	2910	86.16	Calm, Haven, Oasis, Serenity, Timeless
Grand Milestone™ K	X	11 5/8" x 11 5/8" x 2 3/4"	296 mm x 70 mm x 296 mm	11.36	8	3070	90.88	Calm, Haven, Oasis, Serenity, Timeless
Grand Milestone™ L	X	11 5/8" x 17 1/2" x 2 3/4"	296 mm x 70 mm x 446 mm	11.36	8	3070	90.88	Calm, Haven, Oasis, Serenity, Timeless
Grand Milestone™ M	X	11 5/8" x 23 1/2" x 2 3/4"	296 mm x 70 mm x 596 mm	11.36	8	3070	90.88	Calm, Haven, Oasis, Serenity, Timeless
Grand Lifestyle® F	X	5 15/16" x 11 15/16" x 2 3/4"	153 mm x 70 mm x 307 mm	12.33	8	3330	98.64	Haven, Oasis, Serenity, Timeless
Grand Lifestyle® G	X	5 15/16" x 17 15/16" x 2 3/4"	153 mm x 70 mm x 461 mm	12.33	8	3330	98.64	Haven, Oasis, Serenity, Timeless
Grand Lifestyle® H	X	11 15/16" x 11 15/16" x 2 3/4"	307 mm x 70 mm x 307 mm	12.33	8	3330	98.64	Haven, Oasis, Serenity, Timeless
Grand Lifestyle® I	X	11 15/16" x 17 15/16" x 2 3/4"	307 mm x 70 mm x 461 mm	12.33	8	3330	98.64	Haven, Oasis, Serenity, Timeless
Grand Lifestyle® J	X	17 15/16" x 17 15/16" x 2 3/4"	461 mm x 70 mm x 461 mm	12.33	8	3330	98.64	Haven, Oasis, Serenity, Timeless
Destination® A	X	3 1/8"H (D & L Vary)	79 mm H (D & L Vary)	11.11	8	3000	88.88	Haven, Oasis, Serenity, Timeless
Destination® B	X	3 1/8"H (D & L Vary)	79 mm H (D & L Vary)	11.11	8	3000	88.88	Haven, Oasis, Serenity, Timeless
Destination® C	X	3 1/8"H (D & L Vary)	79 mm H (D & L Vary)	11.11	8	3000	88.88	Haven, Oasis, Serenity, Timeless
Destination® D	X	3 1/8"H (D & L Vary)	79 mm H (D & L Vary)	11.11	8	3000	88.88	Haven, Oasis, Serenity, Timeless
Destination® E	X	3 1/8"H (D & L Vary)	79 mm H (D & L Vary)	11.11	8	3000	88.88	Haven, Oasis, Serenity, Timeless
Destination® F	X	3 1/8"H (D & L Vary)	79 mm H (D & L Vary)	11.11	8	3000	88.88	Haven, Oasis, Serenity, Timeless
Destination® G	X	3 1/8"H (D & L Vary)	79 mm H (D & L Vary)	11.11	8	3000	88.88	Haven, Oasis, Serenity, Timeless
Destination® H	X	3 1/8"H (D & L Vary)	79 mm H (D & L Vary)	11.11	8	3000	88.88	Haven, Oasis, Serenity, Timeless
Destination® I	X	3 1/8"H (D & L Vary)	79 mm H (D & L Vary)	11.11	8	3000	88.88	Haven, Oasis, Serenity, Timeless
Elements™	X	4" x 8" x 2 3/4"	102mm x 203 mm x 70 mm	11	8	2996	88	Rough & Smooth Textures: Homecoming, Reflection, Vision

SPECIAL NOTES

* Asterisk denotes non-stocked shape or color

¥ Not available in Michigan

*Also available in Weathered

All Circle Cubes are sold as full cubes only.

All Face-Mix Pavers are sold by the layer and/or cube, not by the piece

Larger circles can be obtained by adding additional Washington 10's

Due to the complex size of the pieces in a circle, there will be some extra pieces.

Weight per Cube does not include pallet weight.

Paver Color Blends: Canyon Creek= buff, charcoal, maroon;

Earth=brown, buff, charcoal; Flagstone=buff, charcoal, gray;

Granite=charcoal, gray

Due to color variations of pavers, it is advisable to remove them

from the top to the bottom of the cube, versus removing by layers.

When possible, install from 3 cubes at a time.

PACKAGING REFERENCE GUIDE

NATURAL STONE	STOCKED	NOMINAL DIMENSIONS	DIMENSIONS	WEIGHT PER SQ. FT.	UNITS PER SQ. FT.	UNITS PER BAND	UNITS PER CUBE	WEIGHT PER CUBE	SQ. FT. PER UNIT	SQ. FT. PER BAND	SQ. FT. PER CUBE	COLOR STOCKED
Natural Stone	X	11.81" x 23.62"	300mm x 600mm	13.2	N/A	N/A	80	2000	N/A	N/A	160	Bronte, Flint, Fossil, Slate Grey
Natural Stone	X	17.72" x 23.62"	450mm x 600mm	13.2	N/A	N/A	80	2800	N/A	N/A	240	Bronte, Flint, Fossil, Slate Grey
Natural Stone	X	23.62" x 23.62"	600mm x 600mm	13.2	N/A	N/A	40	2000	N/A	N/A	160	Bronte, Flint, Fossil, Slate Grey
Natural Stone	X	23.62" x 35.43"	600mm x 900mm	13.2	N/A	N/A	40	2800	N/A	N/A	240	Bronte, Flint, Fossil, Slate Grey
Natural Stone Limestone	X	11.81" x 23.62"	300mm x 600mm	16.5	N/A	N/A	74	2100	N/A	N/A	148	Kota Black, Silver Grey
Travertine	X	Random sizes available (See page 35 for dimensions)		Varies in size	15.0	N/A	N/A	2640	N/A	N/A	176	Blue Marble, Classic Ivory, Greige, Noche, Tuscany, Walnut

PORCELAIN PRODUCTS	STOCKED	NOMINAL DIMENSIONS	DIMENSIONS	UNITS PER BOX	UNITS PER CUBE	BOXES PER CUBE	SQ. FT. PER UNIT	SQ. FT. PER BOX	TOTAL SQ. FT. PER CUBE	WEIGHT. PER BOX	WEIGHT PER CUBE	COLOR STOCKED
Porcelain	X	24" x 24"	600 mm x 600 mm x 20 mm	2	60	30	3.875	7.75	233	73.20	2196	Bluestone, Concrete, Limestone, Quartz, Slate, Wood
Porcelain		18" x 36"	457 mm x 914 mm x 20 mm	2	54	27	4.36	8.72	235	82.31	2223	Non-Stock
Porcelain		12" x 48"	305 mm x 1219 mm x 20 mm	2	32	16	3.875	7.75	124	73.16	1171	Non-Stock

PERMEABLE PAVERS	STOCKED	NOMINAL DIMENSIONS	DIMENSIONS	SQ. FT PER LAYER	LAYERS PER CUBE	WEIGHT PER CUBE	SQ. FT PER CUBE	COLOR STOCKED
Renewable™		8 5/8" x 8 5/8" x 3 1/8"	219 mm x 219 mm x 80 mm	10	8	2750	80	Non-Stock
H2O Pro® A		4" x 8" x 3 1/8"	102 mm x 203 mm x 80 mm	11	8	3395	88	Non-Stock
H2O Pro® B		8" x 8" x 3 1/8"	203 mm x 203 mm x 80 mm	13.2	8	4070	105.6	Non-Stock
H2O Pro® C		8" x 16" x 3 1/8"	203 mm x 406 mm x 80 mm	13.2	8	4120	105.6	Non-Stock
Harmony®		4" x 8" x 3 1/8"	102 mm x 203 mm x 79 mm	11.51	8	3370	92.08	Non-Stock
Harmony®		8" x 8" x 3 1/8"	203 mm x 203 mm 79 mm	11.51	8	3370	92.08	Non-Stock
Harmony®		8" x 12" x 3 1/8"	203 mm x 205 mm 79 mm	11.51	8	3370	92.08	Non-Stock
Aqua-BRIC® Type 4 "L"		9 13/16" x 9 13/16" x 3 1/8"	250 mm x 250 mm x 80 mm	107.6	8	3630	107.6	Non-Stock

SPECIAL NOTES

* Asterisk denotes non-stocked shape or color

✘ Not available in Michigan

*Also available in Weathered

All Circle Cubes are sold as full cubes only.

All Face-Mix Pavers are sold by the layer and/or cube, not by the piece

Larger circles can be obtained by adding additional Washington 10's

Due to the complex size of the pieces in a circle, there will be some extra pieces.

Weight per Cube does not include pallet weight.

Paver Color Blends: Canyon Creek= buff, charcoal, maroon;

Earth=brown, buff, charcoal; Flagstone=buff, charcoal, gray;

Granite=charcoal, gray

Due to color variations of pavers, it is advisable to remove them

from the top to the bottom of the cube, versus removing by layers.

When possible, install from 3 cubes at a time.

RETAINING WALL PACKAGING REFERENCE GUIDE

RETAINING WALL PRODUCTS	STOCKED	NOMINAL DIMENSIONS	DIMENSIONS	WEIGHT PER SQ. FT.	UNITS PER SQ. FT.	UNITS PER BAND	UNITS PER CUBE	WEIGHT PER CUBE	SQ. FT. PER UNIT	SQ. FT. PER BAND	SQ. FT. PER CUBE	COLOR STOCKED
Rosetta® Belvedere Walls [¥]	X	Random sizes available	Varies in size	91.667	N/A	N/A	N/A	2475	N/A	N/A	27.00	Cuyahoga, Mahoning, Scioto
Rosetta® Belvedere Corners [¥]	X	Random sizes available	Varies in size	63.33	N/A	N/A	N/A	1520	N/A	N/A	24.00	Cuyahoga, Mahoning, Scioto
Rosetta® Belvedere Coping [¥]	X	Random sizes available	Varies in size	N/A	N/A	N/A	N/A	1550	N/A	N/A	66.00/LNFT	Cuyahoga, Mahoning, Scioto
Rosetta® Dimensional Wall [¥]	X	Random sizes available	Varies in size	84	3.00	N/A	75	2100	N/A	N/A	25.00	Cuyahoga, Mahoning, Scioto
Rosetta® Dimensional Wedge [¥]	X	Random sizes available	Varies in size	N/A	N/A	N/A	100	2000	N/A	N/A	N/A	Cuyahoga, Mahoning, Scioto
Rosetta® Kodah Wall	X	Random Sizes Available	Varies in size	N/A	N/A	N/A	18	2400	N/A	N/A	21.00	Cuyahoga, Mahoning, Scioto
Rosetta® Kodah Wall Corner	X	21" front x 10.5" depth x 6" height	533 mm x 267 mm x 152 mm	N/A	N/A	N/A	16	1600	N/A	N/A	21.00	Cuyahoga, Mahoning, Scioto
Rosetta® Outcropping [¥]	X	Wall, corner (6" & 12") available	Varies in size	222.22	N/A	N/A	N/A	4000	N/A	N/A	18.00	Cuyahoga, Scioto
Olentangy Bluff Tread™	X	36" front x 16" depth x 6" height	914 mm x 406 mm x 152 mm	N/A	N/A	N/A	8	2240	N/A	N/A	N/A	Cuyahoga, Hidden Pines, Mahoning, Scioto
Olentangy Bluff Tread™	X	48 1/2" front x 16" depth x 6" height	1257 mm x 406 mm x 152 mm	N/A	N/A	N/A	8	2984	N/A	N/A	N/A	Cuyahoga, Hidden Pines, Mahoning, Scioto
Olentangy Bluff Tread™	X	60" front x 16" depth x 6" height	1524 mm x 406 mm x 152 mm	N/A	N/A	N/A	6	2802	N/A	N/A	N/A	Cuyahoga, Hidden Pines, Mahoning, Scioto
Olentangy Bluff Tread™	X	72" front x 16" depth x 6" height	1829 mm x 406 mm x 152 mm	N/A	N/A	N/A	4	2,240	N/A	N/A	N/A	Cuyahoga, Hidden Pines, Mahoning, Scioto
Rosetta® Irregular Steps [¥]	X	42"-60" front x 17"-28" depth x 7" height	Varies in size	N/A	N/A	N/A	6	3150	N/A	N/A	N/A	Cuyahoga, Hidden Pines, Mahoning, Scioto
Rosetta® Dimensional Steps 3 [¥]	X	36" front x 18" depth x 7" height	914 mm x 457 mm x 178 mm	N/A	N/A	N/A	6	2250	N/A	N/A	N/A	Cuyahoga, Hidden Pines, Mahoning, Scioto
Rosetta® Dimensional Steps 3 [¥]	X	36" front x 18" depth x 7" height	914 mm x 457 mm x 178 mm	N/A	N/A	N/A	6	2250	N/A	N/A	N/A	Cuyahoga, Hidden Pines, Mahoning, Scioto
Rosetta® Dimensional Steps 4 [¥]	X	48" front x 18" depth x 7" height	1219 mm x 457 mm x 178 mm	N/A	N/A	N/A	6	2730	N/A	N/A	N/A	Cuyahoga, Hidden Pines, Mahoning, Scioto
Rosetta® Dimensional Steps 6 [¥]	X	72" front x 30" depth x 7" height	1829 mm x 762 mm x 178 mm	N/A	N/A	N/A	3	3960	N/A	N/A	N/A	Cuyahoga, Hidden Pines, Mahoning, Scioto
Rosetta® Dimensional Steps 3 [¥]	X	36" front x 18" depth x 7" height	914 mm x 457 mm x 178 mm	N/A	N/A	N/A	6	2250	N/A	N/A	N/A	Cuyahoga, Hidden Pines, Mahoning, Scioto
Rosetta® Dimensional Steps 4 [¥]	X	48" front x 18" depth x 7" height	1219 mm x 457 mm x 178 mm	N/A	N/A	N/A	6	2730	N/A	N/A	N/A	Cuyahoga, Hidden Pines, Mahoning, Scioto
Rosetta® Dimensional Steps 6 [¥]	X	72" front x 30" depth x 7" height	1829 mm x 762 mm x 178 mm	N/A	N/A	N/A	3	3960	N/A	N/A	N/A	Cuyahoga, Hidden Pines, Mahoning, Scioto
Edington Wall Stone®	X	12" front x 8" depth x 4" height	300 mm x 200 mm x 100 mm	90	3.00	N/A	120	3600	0.333	N/A	40.00	Canyon Creek, Charcoal, Earth, Flagstone, Quarystone
Edington Wall Wedge	X	12" front x 8" depth x 4" height	300 mm x 200 mm x 100 mm	75	3.00	N/A	96	2400	0.333	N/A	32.00	Canyon Creek, Charcoal, Earth, Flagstone, Quarystone
Non-Weathered Versa-Lok® Standard	X	16" front x 12" depth x 6" height	406 mm x 305 mm x 152 mm	123	1.50	N/A	36	2952	0.667	N/A	24.00	Antique, Canyon Creek, Charcoal, Chestnut, Desert Sand, Earth, Flagstone, Granite, Gray
Non-Weathered Versa-Lok® Smooth Top	X	16" front x 12" depth x 6" height	406 mm x 305 mm x 152 mm	123	1.50	N/A	36	2952	0.667	N/A	24.00	Antique, Canyon Creek, Charcoal, Chestnut, Desert Sand, Earth, Flagstone, Granite, Gray
Non-Weathered Rectangular Retaining Wall Cap	X	16" front x 11 5/8" depth x 3 5/8" height	397 mm x 295 mm x 92 mm	51	N/A	N/A	60	2880	N/A	N/A	N/A	Antique, Canyon Creek, Charcoal, Chestnut, Desert Sand, Earth, Flagstone, Granite, Gray
Non-Weathered Versa-Lok® Solid Corner [†]	X	7 7/8" front x 12" depth x 6" height	203 mm x 305 mm x 152 mm	41	3.00	N/A	72	2952	N/A	N/A	N/A	Antique, Canyon Creek, Charcoal, Chestnut, Desert Sand, Earth, Flagstone, Granite, Gray
Non-Weathered Versa-Lok® Full Return Corner [†]	X	8" front x 16" depth x 6" height	203 mm x 406 mm x 152 mm	48	N/A	N/A	54	2592	N/A	N/A	N/A	Antique, Canyon Creek, Charcoal, Chestnut, Desert Sand, Earth, Flagstone, Granite, Gray
Non-Weathered Versa-Lok® Cobble	X	8" front x 12" depth x 6" height	203 mm x 305 mm x 152 mm	123	3.00	N/A	72	2952	0.333	N/A	24.00	Canyon Creek, Earth, Flagstone
Non-Weathered Versa-Lok® Accent	X	12" front x 12" depth x 4" height	305 mm x 305 mm x 102 mm	123	3.00	N/A	64	2583	0.333	N/A	21.00	Canyon Creek, Earth, Flagstone
Weathered Versa-Lok® Standard	X	16" front x 12" depth x 6" height	406 mm x 305 mm x 152 mm	123	1.50	N/A	36	2952	0.667	N/A	24.00	Canyon Creek, Earth, Flagstone
Weathered Versa-Lok® Cobble	X	8" front x 12" depth x 6" height	203 mm x 305 mm x 152 mm	123	3.00	N/A	72	2952	0.333	N/A	24.00	Canyon Creek, Earth, Flagstone
Weathered Versa-Lok® Accent	X	12" front x 12" depth x 4" height	305 mm x 305 mm x 102 mm	123	3.00	N/A	64	2583	0.333	N/A	21.00	Canyon Creek, Earth, Flagstone
Weathered Rectangular Retaining Wall Cap	X	16" front x 11 5/8" depth x 3 5/8" height	397 mm x 295 mm x 92 mm	51	N/A	N/A	60	3060	N/A	N/A	N/A	Canyon Creek, Earth, Flagstone
Versa-Lok® Square Foot	X	18" front x 14" rear x 12" depth x 8" height	457 mm x 356 mm x 305 mm x 203 mm	87	1.00	N/A	36	3132	1.00	N/A	36.00	Desert Sand, Flagstone, Gray
Versa-Lok® Square Foot Corner	X	18" front x 9" depth x 8" height	457 mm x 220 mm x 203 mm	85	1.00	N/A	36	3060	1.00	N/A	36.00	Desert Sand, Flagstone, Gray
Versa-Lok® Square Foot 18" Rectangular Wall Cap	X	18" front x 11 5/8" depth x 3 5/8" height	397 mm x 295 mm x 92 mm	128	N/A	N/A	40	2336	N/A	N/A	N/A	Desert Sand, Flagstone, Gray

SPECIAL NOTES

* Asterisk denotes non-stocked shape or color

¥ Not available in Michigan

† Also available in Weathered

All Circle Cubes are sold as full cubes only.

All Face-Mix Pavers are sold by the layer and/or cube, not by the piece

Larger circles can be obtained by adding additional Washington 10's

Due to the complex size of the pieces in a circle, there will be some extra pieces.

Weight per Cube does not include pallet weight.

Paver Color Blends: Canyon Creek= buff, charcoal, maroon;

Earth=brown, buff, charcoal; Flagstone=buff, charcoal, gray;

Granite=charcoal, gray

Due to color variations of pavers, it is advisable to remove them

from the top to the bottom of the cube, versus removing by layers.

When possible, install from 3 cubes at a time.



OBERFIELDS CONCRETE PAVER & RETAINING WALLS WARRANTY

OBERFIELDS provides a limited lifetime warranty of its paver, slab, and dry cast wall products and Rosetta® family of precast products for residential applications against manufacturing defects. This Warranty is provided to the original purchaser only, with the original proof of purchase, and is non-transferable.

This Warranty is valid if the material is installed and maintained under industry standards or OBERFIELDS LLC guidelines. Color variances and the appearance of efflorescence do not substantiate a warranty claim. Any product deemed to be defective will be replaced at no charge; however, shipping costs or costs relating to the removal of defective material and replacement labor are not included in this warranty. Color matching cannot be guaranteed.

oberfields.com | 800.845.7644