

2016 | PAVILION
COLLECTION



BERLIN GARDENS

take life outdoors™





2016

PAVILION

COLLECTION

- 3 Our Story
- 4 Beauty and Benefits of a Pavilion
- 5 Craftsmanship
- 7 The Victorian Vinyl Pavilion
- 8 Victorian Pavilion Gallery
- 12 Design a Vinyl Pavilion
- 15 The Hampton Wood Pavilion
- 18 The Durango Wood Pavilion
- 20 The Cascade Wood Pavilion
- 22 The Breckenridge Wood Pavilion
- 24 Wood Pavilion Gallery
- 27 Design a Wood Pavilion
- 29 Accessories
- 30 Assembly
- 31 Specs and Dimensions

Can backyard living really restore the soul?
At Berlin Gardens, we wholeheartedly
believe it can.

Making outdoor spaces comfortable and inviting is more than a design trend to our team. We believe the outdoors is one of the best places to relax with friends and family, rejuvenate oneself and connect with God.

TAKING LIFE OUTDOORS

Our pavilions can be an extension of your home, or a freestanding structure providing shade and visual interest to your yard. Pavilions make any space feel comfortable and sheltered while still maintaining all the benefits of being outdoors.

THE BERLIN GARDENS DIFFERENCE

American-made and solidly constructed, our pavilions are made by a team of Amish craftsmen. By combining old world skills with modern technology, we produce backyard structures that are beautiful for years to come.

HOW WE DO BUSINESS

Our first priority is to bring glory to God in all we do. It's how we approach every day, every job and every customer. We've established what we call our core values: honesty, efficiency, attitude, respect and trust. These aren't just words; they're our foundation as a company.

We hope our products inspire you to *take life outdoors*.

*Pavilions are a great place to gather
with friends and family.*



© 2015 Style Life Photography

*Sam Yoder, President and Owner of Berlin Gardens, and family.
To hear Sam tell his personal story about "taking life outdoors,"
watch our video here: www.berlingardensllc.com/ourvision.*



The beauty and benefits of a Pavilion

Pavilions provide sheltered space to enjoy nature.

4 Because pavilions give some protection for kitchens and cooking areas, television sets and furniture, you can have the outdoor room you've always wanted. On hot, sunny days, you don't have to hide indoors because it's cooler and shady under your pavilion. And you have the perfect spot to watch a light rainstorm.

A pavilion also offers style and beauty, making your backyard a showplace.

Is it the right choice for you?



Craftsmanship

Our factory is located in Berlin, Ohio, in the heart of Amish country. While we use advanced machinery, we pair that with traditional methods and skills handed down through generations. We use computerized machines to cut our vinyl components with extreme accuracy. For wood pavilions, expert craftsmen hand select wood pieces and then cut, rout and hand sand them. With all our pavilions, skilled workers manufacture each piece, following a finely tuned and efficient assembly process. Visual inspection occurs at each step. The result is a pavilion that you will be proud to own.

Classic, Carefree Vinyl Pavilions

When you choose a vinyl pavilion, maintenance becomes a worry-free proposition. Durable and beautiful, vinyl requires very little attention. Regular cleaning with a mild dish detergent or similar product is normally all that's required to keep your pavilion looking its best.

- Made from 50 percent recycled materials
- Made in the U.S.A.
- Easy to clean and maintain
- No cracking, fading or chalking





THE VICTORIA

VINYL PAVILION



THE VICTORIA

VINYL PAVILION

Inspired by the graceful architecture of Victorian England, this pavilion is the perfect spot for continental breakfasts and relaxing in royal style.



GALLERY





THE VINYL PAVILION COLLECTION





- Custom Victoria Pavilion shown with a classic roof and 8" x 8" square posts.
- Custom Victoria Pavilion shown with regular roof and straight beams.
- 12' x 20' Victoria Pavilion shown with classic roof.



THE CUSTOM VICTORIA VINYL PAVILION COLLECTION

Design a Vinyl Pavilion in 5 easy steps.



Choose a size

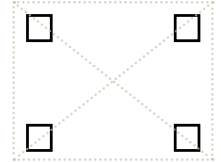
Things to consider:

- **How much space do you have available?**
Berlin Gardens pavilions are available in many sizes. Measure your available space keeping in mind both post and roof dimensions.

Sizes

10x10	12x12	14x14
10x12	12x14	14x16
10x14	12x16	16x16
10x16	12x20	

Roof extends past post positions. See page 31 for exact specifications and dimensions.



Choose a color



white



clay



Choose a post



Vinyl Round Post
10" Tapered



Vinyl Square Post
6" x 6"



Vinyl Square Post
8" x 8"

VINYL STANDARD FEATURES

Vinyl reinforced with wood.



Beaded vinyl ceiling.

4



Regular Roof



Classic Roof

Choose a roof style

5

30-Year Architectural Asphalt Shingles (standard on all pavilions)



weatherwood



burnt sienna
(dk. brown)



resawn shake
(lt. brown)



moire black



pewter



cobblestone
gray



hunter green

Choose a roofing material

Metal Roofing (optional on all pavilions)



black



charcoal



light gray




brown



clay



light stone



tan



antique bronze



burgundy



hawaiian blue



green



brite red



rustic red



white



Hidden Simpson anchor brackets for concrete, patios or decks.



Arched Beams (straight beams available upon request).



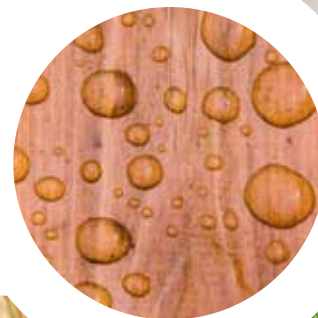
Round Posts (square 6" x 6" posts available upon request).

The Beauty of Wood

Top-grade treated lumber protects your pavilion from the elements.

The richness and warmth of a wood pavilion are unsurpassed, and it creates a powerful connection between your backyard setting and the natural world. Made from hand-selected, top-grade southern yellow pine, our wood pavilions come in several finish choices: natural/unstained, clear sealer, two colored stains, and two paint colors.

- Pressure-treated to resist decay
- Air-dried after treatment for enhanced durability
- Milled to exact specifications
- Harvested and made in the U.S.A.





THE HAMPTON WOOD PAVILION

WOOD PAVILION COLLECTION

■ 12' x 20' Hampton Wood Pavilion with regular roof and Cedartone stain.

THE HAMPTON WOOD PAVILION

This wood pavilion is reminiscent of the architecture found in Long Island's Hamptons. Now you can enjoy this style wherever you live. Dream of ocean breezes as you unwind and connect with friends and family.





- 12' x 20' Hampton Wood Pavilion with regular roof and Cedartone stain.
- 14' x 16' Hampton Wood Pavilion with classic roof and Cedartone stain.





THE DURANGO WOOD PAVILION

This pavilion calls to mind the rugged West with its laid-back style. Whether you like barbecue, sushi or veggies, this sturdy structure provides the perfect setting for meals or parties.

- 12' x 12' Durango Pavilion shown with a regular roof and Cedartone stain.
- 12' x 16' Durango Pavilion shown with a classic roof, custom braces and painted white.



THE DURANGO WOOD PAVILION
WOOD PAVILION COLLECTION



THE CASCADE WOOD PAVILION

WOOD PAVILION COLLECTION



THE CASCADE WOOD PAVILION

This hearty, casual pavilion is dedicated to relaxation. With thick, curved braces, longer overhang and clean lines, the Cascade is built for the elements. It's a cathedral for the sights and sounds of nature, and a perfect backdrop for your next gathering.

- 12' x 18' Cascade Pavilion shown with a classic roof and custom stain.
- Custom Cascade Pavilion shown with a regular roof and Storm Cloud Gray stain.



THE BRECKENRIDGE PAVILION

With its open gable trusses, this pavilion maximizes the benefits of being outdoors while keeping you under shelter. The Breckenridge is perfect for outdoor enthusiasts, whether your view is an Alpine meadow, mountain lake, pine forest or suburban backyard.

- 16' x 14' Breckenridge Wood Pavilion, painted white with custom cupola.
- 14' x 16' Breckenridge Wood Pavilion in Storm Cloud Gray stain.





THE BRECKENRIDGE PAVILION
WOOD PAVILION COLLECTION



GALLERY





THE WOOD PAVILION COLLECTION





Design a Wood Pavilion in 4 easy steps.

1

Choose a style and size



Hampton



Durango



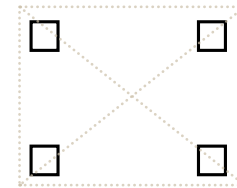
Cascade



Breckenridge

Sizes

10x10	12x12	14x14
10x12	12x14	14x16
10x14	12x16	16x16
10x16	12x20	



Roof extends past post positions.
See page 32 - 35 for exact specifications and dimensions.

Things to consider:

- **How much space do you have available?**
Berlin Gardens pavilions are available in many sizes. Measure your available space keeping in mind both post and roof dimensions.

2

Choose a color



natural unstained



uv clear watersealer



cedartone stain



storm cloud gray stain



white paint



almond paint

WOOD STANDARD FEATURES

- Kiln dried, #1 grade lumber
- Laminated posts
- Hand craftsmanship



Hampton model beams, posts and braces.



Durango model beams, posts and braces.



Cascade model beams, posts and braces.

Design a Wood Pavilion in 4 easy steps.

3



Regular Roof




Classic Roof

Available on Hampton, Durango and Cascade only

Choose a roof style

4

30-Year Architectural Asphalt Shingles (standard on all pavilions)



weatherwood



burnt sienna
(dk. brown)



resawn shake
(lt. brown)




moire black



pewter



cobblestone
gray



hunter green

Choose a roofing material

Metal Roofing (optional on all pavilions)



black



charcoal



light gray



brown



clay



light stone



tan



antique bronze



burgundy



hawaiian blue



green



brite red



rustic red



white



Cedar underside sheathing.

Hidden Simpson anchor brackets for concrete, patios or decks.





CURTAINS

- Standard side includes two 52" wide by 86" long panels
- Mounting hardware and rod available
- Available in nine fabric choices
- Curtain rods are powder-coated, galvanized steel
- White rods with white pavilions
- Bronze-colored rods with clay and wood pavilions




Curtains hang on an easy-to-install system.

 sunbrella®

Dramatically change the look of your pavilion with fade-resistant Sunbrella® curtains.

Fabric Group **A**



canvas jockey red



canvas capri



canvas sunflower



canvas ginkgo



linen antique beige



passage poppy



mist snow sheer



mist dove sheer

Fabric Group **B**



solana seagull

Can I
assemble my
own pavilion?

Yes! All it takes are basic
hand tools; no power
equipment needed.

How many
people
are needed
to put together a pavilion?
Two people can put together
a pavilion in a morning
or an afternoon.

What if

I don't want to put my pavilion together?
No problem! We'll do it for you.
Just contact your local Berlin Gardens dealer,
and their experienced professional
installers will assemble your pavilion.
Expect courtesy, care for your
property and complete clean up.

How
will

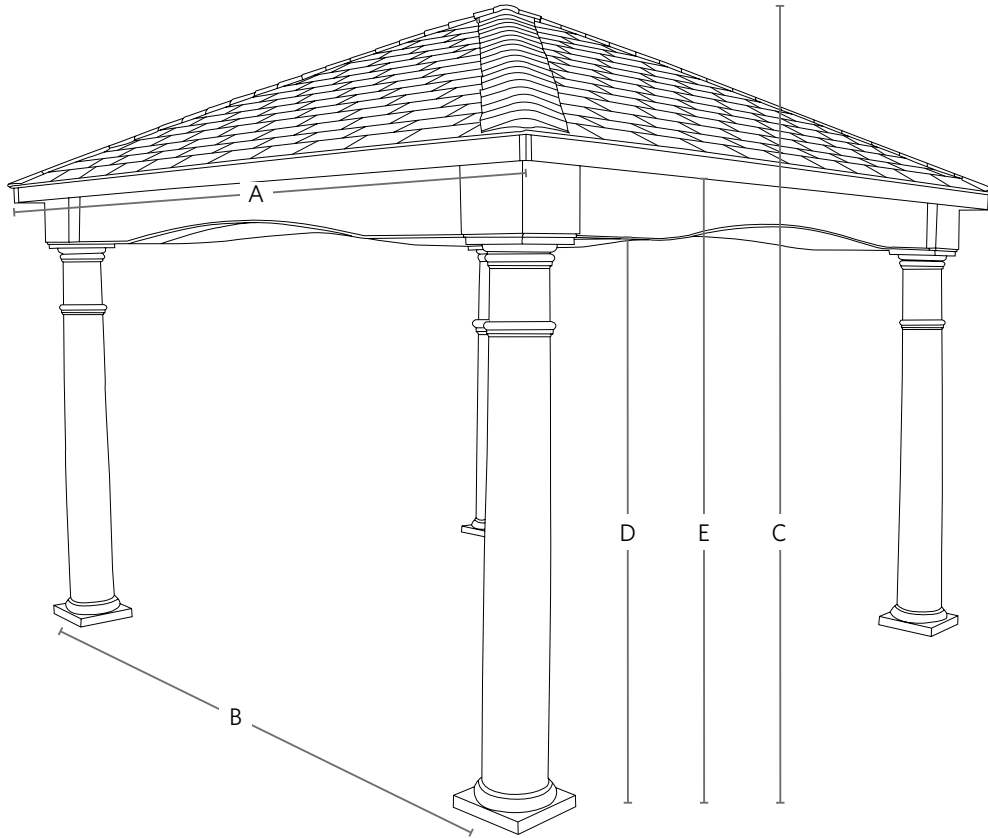
my pavilion arrive?
Your Berlin Gardens pavilion arrives
in a kit. Just follow the instruction
manual included. Clear, step-by-step
instructions, illustrated with
photos, will guide you.

Your pavilion assembly
made easy.

Each piece in your pavilion kit is crafted with care and inspected before shipment.

THE VICTORIA VINYL PAVILION

SPECS & DIMENSIONS



Size	10'	12'	14'	16'	20'
A	127"	151"	175"	199"	247"
B (C to C of posts)	106"	130"	154"	178"	226"
C (regular roof)	130"	136"	142"	148"	
C (classic roof)	147"	153"	159"	165"	

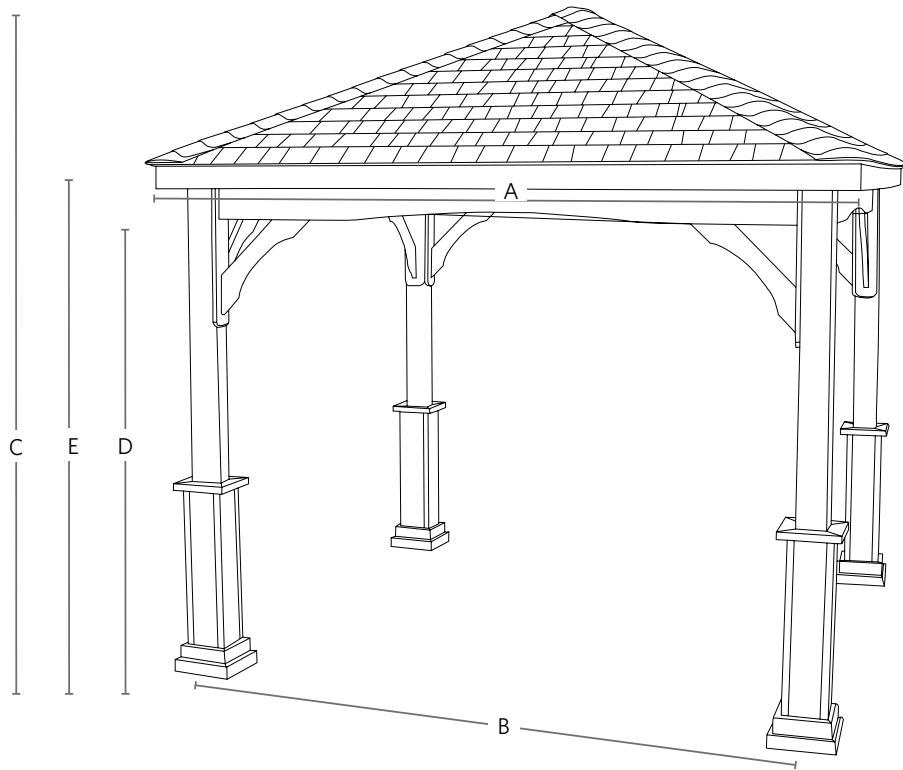
D Distance from bottom of post to bottom of beam is 84"

E Distance from bottom of post to top of beam is 96"

Please Note: Victoria Pavilions with 20' sides will have 6 posts. All smaller sizes have 4 posts.

THE HAMPTON WOOD PAVILION

SPECS & DIMENSIONS



Size	10'	12'	14'	16'	20'
A	127"	151"	175"	199"	247"
B (C to C of posts) Hampton	113 $\frac{1}{4}$ "	137 $\frac{1}{4}$ "	161 $\frac{1}{4}$ "	185 $\frac{1}{4}$ "	233 $\frac{1}{4}$ "
C (regular roof)	130"	136"	142"	148"	
C (classic roof)	147"	153"	159"	165"	

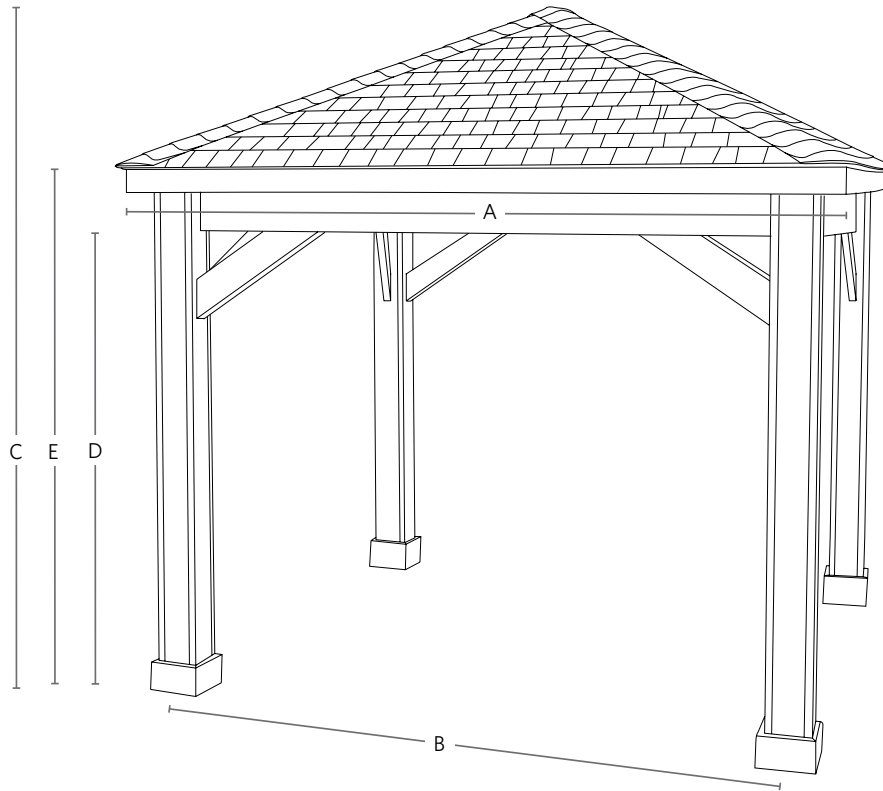
D Distance from bottom of post to bottom of beam is 87"

E Distance from bottom of post to top of beam is 96"

Please Note: Hampton Pavilions with 20' sides will have 6 posts. All smaller sizes have 4 posts.

THE DURANGO WOOD PAVILION

SPECS & DIMENSIONS



Size	10'	12'	14'	16'	20'
A	127"	151"	175"	199"	247"
B (C to C of posts) Durango	110 1/2"	134 1/2"	158 1/2"	182 1/2"	230 1/2"
C (regular roof)	130"	136"	142"	148"	
C (classic roof)	147"	153"	159"	165"	

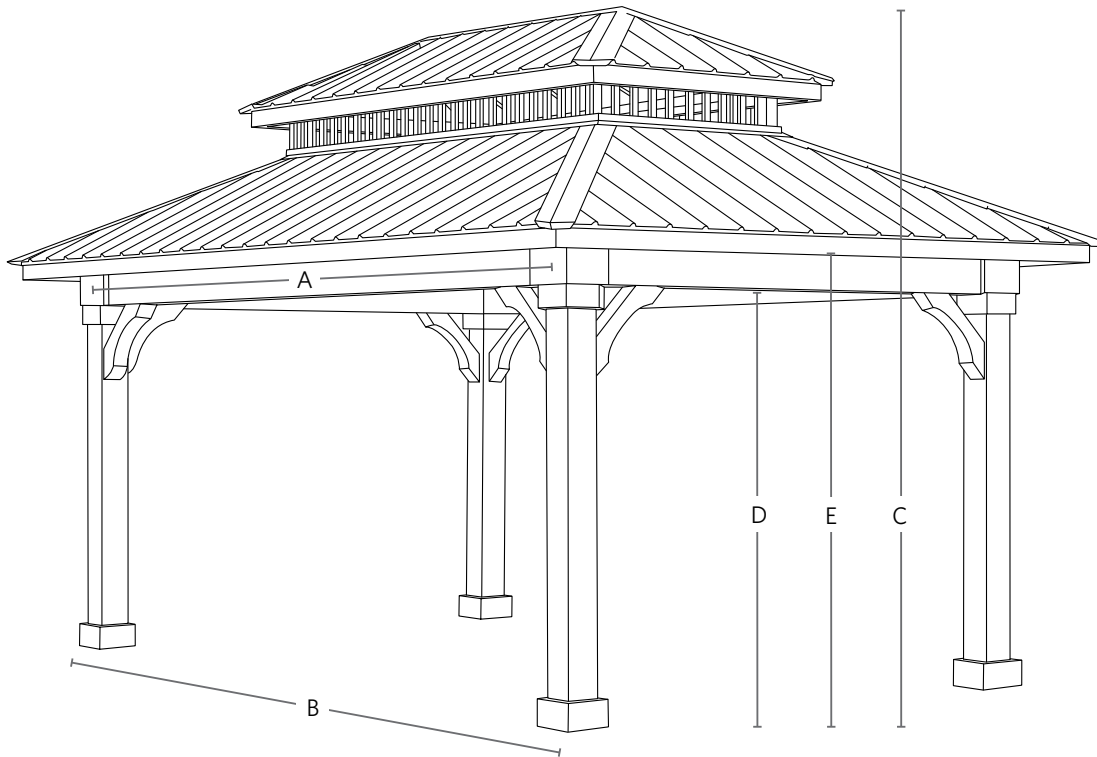
D Distance from bottom of post to bottom of beam is 85 1/2"

E Distance from bottom of post to top of beam is 96"

Please Note: Durango Pavilions with 20' sides will have 6 posts. All smaller sizes have 4 posts.

THE CASCADE WOOD PAVILION

SPECS & DIMENSIONS



Size	10'	12'	14'	16'	20'	24'
A (Outside to outside of roof)	139"	163"	187"	211"	259"	307"
B (O to O of posts)	111"	135"	159"	183"	231"	279"
C (regular roof)	133"	139"	145"	151"	163"	
C (classic roof)	150"	156"	162"	168"	180"	

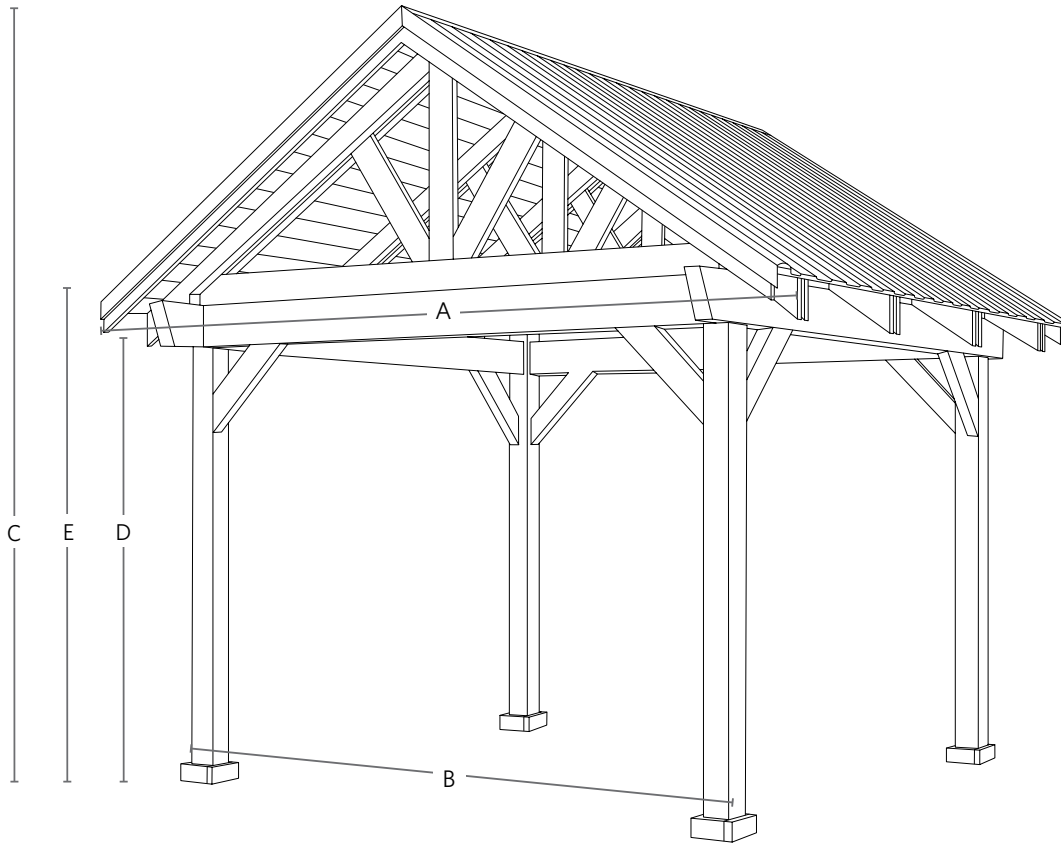
D Distance from bottom of post to bottom of beam is 87"

E Distance from bottom of post to top of beam is 96"

Please Note: Cascade Pavilions with 20' sides will have 6 posts. All smaller sizes have 4 posts.

THE BRECKENRIDGE WOOD PAVILION

SPECS & DIMENSIONS



Size	10'	12'	14'	16'	20'	24'
A (Outside to outside of roof)	120"	144"	168"	192"	240"	288"
B (O to O of posts)	96"	120"	144"	168"	216"	264"
C (Regular roof) Overall height	136 1/2"	144 1/2"	152 1/2"	160 1/2"	176 1/2"	

D Distance from bottom of post to bottom of beam is 87"

E Distance from bottom of post to top of beam is 96"

Please Note: Breckenridge Pavilions with sides of 16' and above will have 6 posts. All smaller sizes will have 4 posts. Post trim base is 10" x 10."



BERLIN GARDENS

take life outdoors™

Since 1988
Made in the U.S.A.